

# 2019 Oceania Championship

## RESULTS

### 10m AIR RIFLE WOMEN

#### Qualification

Sydney

SUN 3 NOV 2019, START TIME 09:30



#### Records

QWR	634.0	ZHAO Ruozhu	CHN	23 FEB 2019	WC	New Delhi (IND)
QOcR	625.7	ROSSITER Victoria Michelle Venning	AUS	23 APR 2019	WC	Beijing (CHN)

#### Records Team

WR	1893.0	WU Mingyang; ZHAO Ruozhu; WANG Shuyi;	CHN	4 NOV 2018	ASC	Kuwait City (KUW)
OcR		Oceania Record not established yet		2018		

Rank	Bib No	Name	Nat	Team	Series						Total	Rem
					1	2	3	4	5	6		
1	1036	ROSSITER Victoria	<u>AUS</u>	AUS A	103.9	102.9	104.5	104.6	104.8	103.9	<b>624.6</b>	QF
2	1001	ADAMS Emma	<u>AUS</u>	AUS A	104.0	103.0	104.6	103.9	103.4	103.0	<b>621.9</b>	QF
3	1009	COLLIER Elise	<u>AUS</u>	AUS A	103.7	102.6	103.3	102.8	101.2	104.4	<b>618.0</b>	QF
4	1006	BURGESS-SMITH Jess	<u>NZL</u>	NZL A	102.6	99.6	103.5	103.8	100.0	98.6	<b>608.1</b>	QF
5	1034	RIDDLE Jessica	<u>NZL</u>	NZL A	98.8	100.0	99.4	101.6	101.5	95.0	<b>596.3</b>	QF
6	1032	REESBY Sarah	<u>NZL</u>	NZL A	91.7	97.2	95.9	97.4	93.1	96.4	<b>571.7</b>	QF

#### Summary

Number of athletes on this list: 6; Total number of athletes: 13; Total number of teams: 4

#### Legend

844F87EB

—	Team Member	ASC	Asian Championships	Bib No	Bib Number
Nat	Nation	OcR	Oceania Record	QF	Qualified for Final
QOcR	Qualification Oceania Record	QWR	Qualification World Record	Rem	Remarks
WC	World Cup	WR	World Record		

#### History

Release: Approved Version 1 (3/11/2019 11:03:52 AM)  
Release: Preliminary Version 1 (3/11/2019 10:46:45 AM)

Version of 3 NOV 2019, 11:03

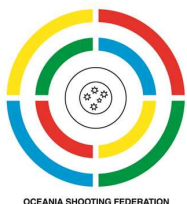
Q000000IA0311190930.1.AR60W.0.001.pdf

E212

1

Page 1 of 1





OCEANIA SHOOTING FEDERATION

# 2019 Oceania Championship

## RESULTS

### 10m AIR RIFLE WOMEN

#### MQS

Sydney

SUN 3 NOV 2019, START TIME 09:30



Bib No	Name	Nat	Team	Series						Total	Remarks
				1	2	3	4	5	6		
1030	REBLING Maria	<u>AUS</u>	AUS B	104.0	99.3	100.7	102.8	101.2	100.8	<b>608.8</b>	
1040	WOODROOFE Emma	<u>AUS</u>	AUS B	100.8	100.7	101.6	102.6	99.8	103.1	<b>608.6</b>	
1005	BLACK Sarah	<u>NZL</u>	NZL B	100.5	94.8	97.3	98.4	101.9	95.9	<b>588.8</b>	
1031	REESBY Meaghan	<u>NZL</u>	NZL B	94.8	99.0	99.2	97.6	95.0	97.4	<b>583.0</b>	

### Summary

Number of athletes on this list: 4; Total number of athletes: 13; Total number of teams: 4

### Legend

915F8B3D

— Team Member

Bib No Bib Number

Nat

Nation

Version of 3 NOV 2019, 11:04

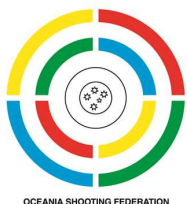
Q000000IA0311190930.2.AR60W.0.001.pdf

E212

1

Page 1 of 1





OCEANIA SHOOTING FEDERATION

# 2019 Oceania Championship

## RESULTS

### 10m AIR RIFLE WOMEN

#### Individual

Sydney

SUN 3 NOV 2019, START TIME 09:30



Bib No	Name	Nat	Team	Series						Total	Remarks
				1	2	3	4	5	6		
1025	KOWPLOS Katarina	<u>AUS</u>	AUS B	102.4	103.5	101.9	103.5	102.1	102.1	<b>615.5</b>	
1003	BIRRELL Kirsten	<u>NZL</u>	NZL B	101.6	96.7	97.7	96.8	95.5	95.5	<b>583.8</b>	
1007	CAMPBELL Kate	NZL		95.9	98.7	95.4	98.4	98.0	96.4	<b>582.8</b>	

### Summary

Number of athletes on this list: 3; Total number of athletes: 13; Total number of teams: 4

### Legend

5ACB65B4

— Team Member

Bib No Bib Number

Nat

Nation

Version of 3 NOV 2019, 11:04

Q000000IA0311190930.2000000.AR60W.0.001.pdf

E212

1

Page 1 of 1





OCEANIA SHOOTING FEDERATION

# 2019 Oceania Championship FINAL RESULTS 10m AIR RIFLE WOMEN

Sydney  
SUN 3 NOV 2019, START TIME 13:30



**Records**

WR	252.9 CHANDELA Apurvi	IND	23 FEB 2019	WC	New Delhi (IND)
OcR	245.0 ROSSITER Victoria Michelle Venning	AUS	1 NOV 2017	OCH	Gold Coast (AUS)

Rk	Bib No	Name	Nat	1st Comp. Stage				2nd Competition Stage - Elimination				Total	Remarks
1	1036	ROSSITER Victoria	AUS	<b>49.9</b>	<b>102.6</b>	<b>123.5</b>	<b>143.3</b>	<b>164.2</b>	<b>184.8</b>	<b>205.4</b>	<b>226.1</b>	<b>246.8</b>	OcR OcRJ
				10.0	10.7	10.5	9.6	10.3	10.1	10.1	10.0	10.0	
				9.5	10.7	10.4	10.2	10.6	10.5	10.5	10.7	10.7	
				9.8	10.2								
				10.4	10.7								
				10.2	10.4								
2	1009	COLLIER Elise	AUS	<b>50.6</b>	<b>101.6</b>	<b>122.1</b>	<b>142.9</b>	<b>163.3</b>	<b>184.0</b>	<b>204.5</b>	<b>225.6</b>	<b>245.7</b>	
				10.0	10.2	10.3	10.3	10.8	9.9	10.0	10.8	9.3	
				10.1	9.4	10.2	10.5	9.6	10.8	10.5	10.3	10.8	
				10.6	10.2								
				10.3	10.8								
				9.6	10.4								
3	1001	ADAMS Emma	AUS	<b>52.6</b>	<b>102.2</b>	<b>122.1</b>	<b>142.0</b>	<b>162.8</b>	<b>182.9</b>	<b>202.5</b>		<b>223.3</b>	
				10.2	10.0	9.4	9.6	10.7	10.1	9.6	10.6		
				10.7	9.6	10.5	10.3	10.1	10.0	10.0	10.2		
				10.5	9.5								
				10.6	10.3								
				10.6	10.2								
4	1006	BURGESS-SMITH Jess	NZL	<b>49.4</b>	<b>98.1</b>	<b>117.4</b>	<b>137.6</b>	<b>157.1</b>	<b>177.3</b>			<b>195.5</b>	
				9.1	9.7	9.4	10.2	10.1	10.7	10.0			
				10.4	8.7	9.9	10.0	9.4	9.5	8.2			
				9.3	10.2								
				10.4	9.5								
				10.2	10.6								
5	1034	RIDDLE Jessica	NZL	<b>48.0</b>	<b>95.2</b>	<b>116.3</b>	<b>136.0</b>	<b>157.0</b>				<b>176.7</b>	
				9.3	8.4	10.6	9.6	10.7	9.8				
				9.1	9.9	10.5	10.1	10.3	9.9				
				9.6	9.1								
				10.1	9.5								
				9.9	10.3								
6	1032	REESBY Sarah	NZL	<b>49.3</b>	<b>97.0</b>	<b>114.6</b>	<b>132.3</b>					<b>152.0</b>	
				10.0	9.1	7.9	9.5	9.5					
				9.7	10.9	9.7	8.2	10.2					
				10.2	9.7								
				9.6	9.1								
				9.8	8.9								

**Legend**

Bib No	Bib Number	Nat	Nation	OCH	Oceanian Championships
OcR	Oceania Record	Rk	Rank	WC	World Cup
WR	World Record				

C67D815E

**History**

Release: Approved Version 1 (3/11/2019 1:53:03 PM)

Version of 3 NOV 2019, 13:53

F000000IA0311191330.1.AR60W.0.001.pdf

E212

1

Page 1 of 1





# 2019 Oceania Championship

## RESULTS

### 10m AIR RIFLE WOMEN

#### TEAM

Sydney

SUN 3 NOV 2019, START TIME 09:30



#### Records

QWR	634.0 ZHAO Ruozhu	CHN	23 FEB 2019	WC	New Delhi (IND)
QOcR	625.7 ROSSITER Victoria Michelle Venning	AUS	23 APR 2019	WC	Beijing (CHN)

#### Records Team

WR	1893.0 WU Mingyang; ZHAO Ruozhu; WANG Shuyi;	CHN	4 NOV 2018	ASC	Kuwait City (KUW)
OcR	Oceania Record not established yet		2018		

Rank	Bib No	Name	Series						Total	Remarks
			1	2	3	4	5	6		
<b>1</b>		<b>AUS A - Australia A</b>	<b>311.6</b>	<b>308.5</b>	<b>312.4</b>	<b>311.3</b>	<b>309.4</b>	<b>311.3</b>	<b>1864.5</b>	<b>OcR</b>
	1036	ROSSITER Victoria	103.9	102.9	104.5	104.6	104.8	103.9	<b>624.6</b>	
	1001	ADAMS Emma	104.0	103.0	104.6	103.9	103.4	103.0	<b>621.9</b>	
	1009	COLLIER Elise	103.7	102.6	103.3	102.8	101.2	104.4	<b>618.0</b>	
<b>2</b>		<b>AUS B - Australia B</b>	<b>307.2</b>	<b>303.5</b>	<b>304.2</b>	<b>308.9</b>	<b>303.1</b>	<b>306.0</b>	<b>1832.9</b>	
	1025	KOWPLOS Katarina	102.4	103.5	101.9	103.5	102.1	102.1	<b>615.5</b>	
	1030	REBLING Maria	104.0	99.3	100.7	102.8	101.2	100.8	<b>608.8</b>	
	1040	WOODROOFE Emma	100.8	100.7	101.6	102.6	99.8	103.1	<b>608.6</b>	
<b>3</b>		<b>NZL A - New Zealand A</b>	<b>293.1</b>	<b>296.8</b>	<b>298.8</b>	<b>302.8</b>	<b>294.6</b>	<b>290.0</b>	<b>1776.1</b>	
	1006	BURGESS-SMITH Jess	102.6	99.6	103.5	103.8	100.0	98.6	<b>608.1</b>	
	1034	RIDDLE Jessica	98.8	100.0	99.4	101.6	101.5	95.0	<b>596.3</b>	
	1032	REESBY Sarah	91.7	97.2	95.9	97.4	93.1	96.4	<b>571.7</b>	
<b>4</b>		<b>NZL B - New Zealand B</b>	<b>296.9</b>	<b>290.5</b>	<b>294.2</b>	<b>292.8</b>	<b>292.4</b>	<b>288.8</b>	<b>1755.6</b>	
	1003	BIRRELL Kirsten	101.6	96.7	97.7	96.8	95.5	95.5	<b>583.8</b>	
	1005	BLACK Sarah	100.5	94.8	97.3	98.4	101.9	95.9	<b>588.8</b>	
	1031	REESBY Meaghan	94.8	99.0	99.2	97.6	95.0	97.4	<b>583.0</b>	

#### Summary

Number of athletes on this list: 12; Total number of athletes: 13; Total number of teams: 4

#### Legend

ASC	Asian Championships	Bib No	Bib Number	OcR	Oceania Record
QOcR	Qualification Oceania Record	QWR	Qualification World Record	WC	World Cup
WR	World Record				

931EFFAE

#### History

Release: Approved Version 1 (3/11/2019 11:04:00 AM)  
Release: Preliminary Version 1 (3/11/2019 10:47:21 AM)

Version of 3 NOV 2019, 11:04

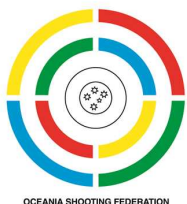
Q000000TA0311190930.1.AR60W.0.001.pdf

E212

1

Page 1 of 1





# 2019 Oceania Championship

## RESULTS 10m AIR RIFLE MEN Qualification

Sydney

SUN 3 NOV 2019, START TIME 09:30



### Records

QWR	633.5 SIDI Peter	HUN	25 MAY 2013	WC	Munich (GER)
QOcR	628.6 SAMPSON Dane	AUS	28 MAY 2019	WC	Munich (GER)

### Records Team

WR	1887.4 YANG Haoran; HUI Zicheng; YU Haonan;	CHN	3 SEP 2018	WCH	Changwon (KOR)
OcR	1857.1 SAMPSON Dane; HOBERG Alex Chresten; ROSSITER Jack;	AUS	31 OCT 2017	OCH	Gold Coast (AUS)

Rank	Bib No	Name	Nat	Team	Series						Total	Rem	
					1	2	3	4	5	6			
1	1035	ROSSITER Jack	<u>AUS</u>	AUS A	104.5	104.0	105.2	104.4	105.9	104.7	628.7	Q O cR	QF
2	1037	SAMPSON Dane	<u>AUS</u>	AUS A	104.3	104.3	105.1	104.3	105.0	105.4	628.4		QF
3	1017	HOBERG Alex	<u>AUS</u>	AUS A	102.4	104.1	105.2	104.7	103.9	102.3	622.6		QF
4	1002	BENNETT Owen	<u>NZL</u>	NZL	102.0	100.1	102.6	102.9	102.6	102.2	612.4		QF
5	1004	BLACK Adrian	<u>NZL</u>	NZL	95.7	101.2	98.1	101.4	99.0	104.3	599.7		QF
6	1022	JEFFERY Shaun	<u>NZL</u>	NZL	97.6	97.8	99.4	95.3	98.7	97.0	585.8		QF

### Summary

Number of athletes on this list: 6; Total number of athletes: 9; Total number of teams: 3

### Legend

EA379481

—	Team Member	Bib No	Bib Number	Nat	Nation
OCH	Oceanian Championships	OcR	Oceania Record	QF	Qualified for Final
QOcR	Qualification Oceania Record	QWR	Qualification World Record	Rem	Remarks
WC	World Cup	WCH	World Championships	WR	World Record

### History

Release: Approved Version 1 (3/11/2019 10:56:07 AM)  
Release: Preliminary Version 1 (3/11/2019 10:44:40 AM)

Version of 3 NOV 2019, 10:56

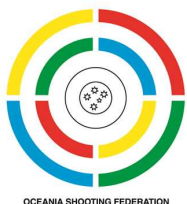
Q1000001A0311190930.1.AR60.0.001.pdf

E212

2

Page 1 of 1





OCEANIA SHOOTING FEDERATION

# 2019 Oceania Championship

## RESULTS

### 10m AIR RIFLE MEN

#### MQS

Sydney

SUN 3 NOV 2019, START TIME 09:30



Bib No	Name	Nat	Team	Series						Total	Remarks
				1	2	3	4	5	6		
1011	DAVIS Michael	<u>AUS</u>	AUS B	103.1	102.3	102.9	102.9	104.0	102.7	<b>617.9</b>	
1029	NICHOLAS Michael	<u>AUS</u>	AUS B	102.3	96.4	100.5	99.9	99.8	100.0	<b>598.9</b>	

### Summary

Number of athletes on this list: 2; Total number of athletes: 9; Total number of teams: 3

### Legend

AD14FACB

— Team Member

Bib No Bib Number

Nat

Nation

Version of 3 NOV 2019, 10:56

Q1000001A0311190930.2.AR60.0.001.pdf

E212

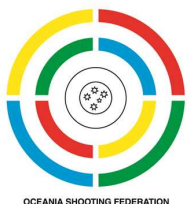
2

Page 1 of 1



SPORT  
**AUS**

**SIUS**



OCEANIA SHOOTING FEDERATION

# 2019 Oceania Championship

## RESULTS

### 10m AIR RIFLE MEN

#### Individual

Sydney

SUN 3 NOV 2019, START TIME 09:30



Bib No	Name	Nat	Team	Series						Total	Remarks
				1	2	3	4	5	6		
1019	HOLKO Benjamin	AUS	AUS B	90.3	91.5	93.3	93.5	92.7	85.9	547.2	

#### Summary

Number of athletes on this list: 1; Total number of athletes: 9; Total number of teams: 3

#### Legend

C7167E9A

— Team Member

Bib No Bib Number

Nat

Nation

Version of 3 NOV 2019, 10:56

Q100000IA0311190930.2000000.AR60.0.001.pdf

E212

2

Page 1 of 1



SPORT  
AUS

SIUS





# 2019 Oceania Championship FINAL RESULTS 10m AIR RIFLE MEN



Sydney  
SUN 3 NOV 2019, START TIME 11:45

### Records

WR	251.2 DRYAGIN Alexander	RUS	22 APR 2018	WC	Changwon (KOR)
OcR	251.2 SAMPSON Dane	AUS	31 OCT 2017	OCH	Gold Coast (AUS)

Rk	Bib No	Name	Nat	1st Comp. Stage				2nd Competition Stage - Elimination				Total	Remarks
1	1017	HOBERG Alex	AUS	<b>52.0</b>	<b>103.8</b>	<b>124.5</b>	<b>145.0</b>	<b>165.7</b>	<b>186.5</b>	<b>206.9</b>	<b>227.8</b>	<b>248.7</b>	OcRJ
				10.4	10.5	10.1	10.1	10.3	10.3	10.1	10.4	10.6	
				10.2	9.8	10.6	10.4	10.4	10.5	10.3	10.5	10.3	
				10.5	10.4								
				10.3	10.5								
				10.6	10.6								
2	1035	ROSSITER Jack	AUS	<b>50.0</b>	<b>101.3</b>	<b>122.5</b>	<b>143.4</b>	<b>164.1</b>	<b>185.0</b>	<b>205.8</b>	<b>226.3</b>	<b>247.6</b>	
				9.6	10.6	10.6	10.4	10.4	10.5	10.3	10.0	10.6	
				10.2	10.4	10.6	10.5	10.3	10.4	10.5	10.5	10.7	
				9.8	10.3								
				10.2	10.0								
3	1037	SAMPSON Dane	AUS	<b>51.5</b>	<b>102.4</b>	<b>123.0</b>	<b>143.4</b>	<b>164.4</b>	<b>184.8</b>	<b>205.7</b>		<b>226.2</b>	
				10.9	9.8	10.5	10.5	10.3	10.2	10.7	10.1		
				10.5	10.7	10.1	9.9	10.7	10.2	10.2	10.4		
				10.2	10.2								
				9.6	10.2								
				10.3	10.0								
4	1002	BENNETT Owen	NZL	<b>48.2</b>	<b>99.9</b>	<b>119.6</b>	<b>138.7</b>	<b>158.2</b>	<b>178.5</b>			<b>198.0</b>	
				9.1	10.4	10.3	9.8	9.7	10.2	9.3			
				10.2	10.7	9.4	9.3	9.8	10.1	10.2			
				10.4	9.9								
				8.2	10.0								
				10.3	10.7								
5	1004	BLACK Adrian	NZL	<b>47.9</b>	<b>97.0</b>	<b>117.0</b>	<b>135.4</b>	<b>155.7</b>				<b>174.3</b>	
				9.4	10.7	9.7	8.7	10.6	9.5				
				9.5	9.5	10.3	9.7	9.7	9.1				
				9.9	10.3								
				9.3	9.4								
				9.8	9.2								
6	1022	JEFFERY Shaun	NZL	<b>46.9</b>	<b>94.9</b>	<b>113.8</b>	<b>130.4</b>					<b>150.1</b>	
				8.4	10.1	10.3	9.1	10.2					
				10.4	10.4	8.6	7.5	9.5					
				7.7	9.3								
				10.5	8.4								
				9.9	9.8								

### Legend

Bib No	Bib Number	Nat	Nation	OCH	Oceania Championships
OcR	Oceania Record	Rk	Rank	WC	World Cup
WR	World Record				

102811AD

### History

Release: Approved Version 1 (3/11/2019 12:05:15 PM)

Version of 3 NOV 2019, 12:05

F100000IA0311191145.1.AR60.0.001.pdf

E212

2

Page 1 of 1





# 2019 Oceania Championship

## RESULTS 10m AIR RIFLE MEN TEAM

Sydney

SUN 3 NOV 2019, START TIME 09:30



### Records

QWR	633.5 SIDI Peter	HUN	25 MAY 2013	WC	Munich (GER)
QOcR	628.6 SAMPSON Dane	AUS	28 MAY 2019	WC	Munich (GER)

### Records Team

WR	1887.4 YANG Haoran; HUI Zicheng; YU Haonan;	CHN	3 SEP 2018	WCH	Changwon (KOR)
OcR	1857.1 SAMPSON Dane; HOBERG Alex Chresten; ROSSITER Jack;	AUS	31 OCT 2017	OCH	Gold Coast (AUS)

Rank	Bib No	Name	Series						Total	Remarks
			1	2	3	4	5	6		
<b>1</b>		<b>AUS A - Australia A</b>	<b>311.2</b>	<b>312.4</b>	<b>315.5</b>	<b>313.4</b>	<b>314.8</b>	<b>312.4</b>	<b>1879.7</b>	<b>OcR</b>
	1035	ROSSITER Jack	104.5	104.0	105.2	104.4	105.9	104.7	<b>628.7</b>	
	1037	SAMPSON Dane	104.3	104.3	105.1	104.3	105.0	105.4	<b>628.4</b>	
	1017	HOBERG Alex	102.4	104.1	105.2	104.7	103.9	102.3	<b>622.6</b>	
<b>2</b>		<b>NZL - New Zealand</b>	<b>295.3</b>	<b>299.1</b>	<b>300.1</b>	<b>299.6</b>	<b>300.3</b>	<b>303.5</b>	<b>1797.9</b>	
	1002	BENNETT Owen	102.0	100.1	102.6	102.9	102.6	102.2	<b>612.4</b>	
	1004	BLACK Adrian	95.7	101.2	98.1	101.4	99.0	104.3	<b>599.7</b>	
	1022	JEFFERY Shaun	97.6	97.8	99.4	95.3	98.7	97.0	<b>585.8</b>	
<b>3</b>		<b>AUS B - Australia B</b>	<b>295.7</b>	<b>290.2</b>	<b>296.7</b>	<b>296.3</b>	<b>296.5</b>	<b>288.6</b>	<b>1764.0</b>	
	1011	DAVIS Michael	103.1	102.3	102.9	102.9	104.0	102.7	<b>617.9</b>	
	1019	HOLKO Benjamin	90.3	91.5	93.3	93.5	92.7	85.9	<b>547.2</b>	
	1029	NICHOLAS Michael	102.3	96.4	100.5	99.9	99.8	100.0	<b>598.9</b>	

### Summary

Number of athletes on this list: 9; Total number of athletes: 9; Total number of teams: 3

### Legend

Bib No	Bib Number	OCH	Oceanian Championships	OcR	Oceania Record
QOcR	Qualification Oceania Record	QWR	Qualification World Record	WC	World Cup
WCH	World Championships	WR	World Record		

61C8D05B

### History

Release: Approved Version 1 (3/11/2019 10:56:29 AM)  
Release: Preliminary Version 1 (3/11/2019 10:45:34 AM)

Version of 3 NOV 2019, 10:56

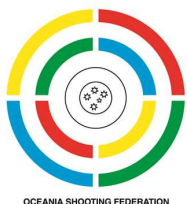
Q100000TA0311190930.1.AR60.0.001.pdf

E212

2

Page 1 of 1





# 2019 Oceania Championship

## RESULTS

### 50m RIFLE PRONE WOMEN

#### Individual

Sydney

WED 6 NOV 2019, START TIME 09:30



#### Records

WR	628.5 GAUSS Beate	GER	14 SEP 2014	WCH	Granada (ESP)
OcR	620.7 JOHNSTON Sally	NZL	28 JUL 2014	CWG	Glasgow (GBR)

#### Records Team

WR	1871.4 ORTH Jaqueline; STRAUB Isabella; KLEINMANNS Amelie;	GER	4 SEP 2018	WCH	Changwon (KOR)
OcR	1829.8 JOHNSTON Sally; MACKENZIE Jenna Kendall Louise; WREN Denva;	NZL	29 NOV 2015	OCH	Sydney (AUS)

Rank	Bib No	Name	Nat	Team	Series						Total	Rem
					1	2	3	4	5	6		
1	1023	JOHNSTON Sally	<u>NZL</u>	NZL A	102.1	102.8	105.5	100.5	105.5	99.9	<b>616.3</b>	
2	1039	SMITH Susannah	<u>AUS</u>	AUS A	101.1	101.0	103.3	103.3	102.9	102.9	<b>614.5</b>	
3	1014	HARRISON-LEE Shania	<u>NZL</u>	NZL B	103.9	101.3	100.2	102.5	102.0	104.4	<b>614.3</b>	O cR J
4	1016	HENRY Tamsyn	<u>AUS</u>	AUS B	103.3	100.9	102.5	103.2	101.8	102.5	<b>614.2</b>	
5	1041	WREN Denva	<u>NZL</u>	NZL A	102.7	100.4	103.0	103.3	99.7	102.8	<b>611.9</b>	
6	1027	MCLAREN Rachel	<u>NZL</u>	NZL B	101.1	102.3	102.5	100.0	102.5	101.8	<b>610.2</b>	
7	1003	BIRRELL Kirsten	<u>NZL</u>	NZL B	100.0	102.9	102.3	102.5	100.8	101.7	<b>610.2</b>	
8	1009	COLLIER Elise	<u>AUS</u>	AUS A	101.4	101.7	101.7	103.8	100.2	100.9	<b>609.7</b>	
9	1031	REESBY Meaghan	<u>NZL</u>	NZL C	100.8	99.2	101.2	100.7	104.3	103.2	<b>609.4</b>	
10	1015	HATZIGIANNIS Jacqui	<u>AUS</u>	AUS A	101.6	99.6	99.6	101.2	101.4	103.1	<b>606.5</b>	
11	1021	HUNT Janet	<u>NZL</u>	NZL A	102.3	101.0	100.0	102.3	100.9	99.8	<b>606.3</b>	
12	1006	BURGESS-SMITH Jess	<u>NZL</u>	NZL C	102.8	103.1	97.4	100.1	99.4	101.7	<b>604.5</b>	
13	1025	KOWPLOS Katarina	<u>AUS</u>	AUS B	98.8	101.5	102.2	99.9	99.0	101.1	<b>602.5</b>	
14	1026	LINDSAY Jackie	<u>NZL</u>	NZL C	100.6	98.1	100.9	102.4	99.3	101.1	<b>602.4</b>	
15	1001	ADAMS Emma	<u>AUS</u>	AUS B	100.2	98.4	101.4	98.5	100.8	100.4	<b>599.7</b>	

#### Summary

Number of athletes on this list: 15; Total number of athletes: 17; Total number of teams: 5

#### Legend

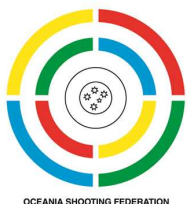
76BC5BB1

	Team Member	Bib No	Bib Number	Nat	Nation
OCH	Oceanian Championships	OcR	Oceania Record	Rem	Remarks
WCH	World Championships	WR	World Record		

#### History

Release: Approved Version 1 (11/6/2019 10:30:51 AM)  
 Release: Preliminary Version 2 (11/6/2019 10:29:00 AM)  
 Release: Preliminary Version 1 (11/6/2019 10:20:40 AM)





OCEANIA SHOOTING FEDERATION

# 2019 Oceania Championship

## RESULTS

### 50m RIFLE PRONE WOMEN

#### Individual

Sydney

WED 6 NOV 2019, START TIME 09:30



Bib No	Name	Nat	Series						Total	Remarks
			1	2	3	4	5	6		
1008	CHRISTEN Nina	SUI	102.6	103.4	105.3	104.8	104.2	104.3	624.6	
1018	HOFSTETTER Vanessa	SUI	101.3	103.1	102.9	102.1	102.0	102.6	614.0	

#### Summary

Number of athletes on this list: 2; Total number of athletes: 17; Total number of teams: 5

#### Legend

46DFC0BF

Bib No Bib Number

Nat Nation

Version of 6 NOV 2019, 10:32

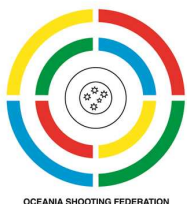
I000000IA0611190930.2000000.R60PR.0.001.pdf

E212

8

Page 1 of 1





OCEANIA SHOOTING FEDERATION

# 2019 Oceania Championship

## RESULTS

### 50m RIFLE PRONE WOMEN

#### TEAM

Sydney

WED 6 NOV 2019, START TIME 09:30



#### Records

WR	628.5 GAUSS Beate	GER	14 SEP 2014	WCH	Granada (ESP)
OcR	620.7 JOHNSTON Sally	NZL	28 JUL 2014	CWG	Glasgow (GBR)

#### Records Team

WR	1871.4 ORTH Jaqueline; STRAUB Isabella; KLEINMANNS Amelie;	GER	4 SEP 2018	WCH	Changwon (KOR)
OcR	1829.8 JOHNSTON Sally; MACKENZIE Jenna Kendall Louise; WREN Denva;	NZL	29 NOV 2015	OCH	Sydney (AUS)

Rank	Bib No	Name	Series						Total	Remarks
			1	2	3	4	5	6		
<b>1</b>		<b>NZL B - New Zealand B</b>	<b>305.0</b>	<b>306.5</b>	<b>305.0</b>	<b>305.0</b>	<b>305.3</b>	<b>307.9</b>	<b>1834.7</b>	<b>OcR</b>
	1014	HARRISON-LEE Shania	103.9	101.3	100.2	102.5	102.0	104.4	<b>614.3</b>	
	1027	MCLAREN Rachel	101.1	102.3	102.5	100.0	102.5	101.8	<b>610.2</b>	
	1003	BIRRELL Kirsten	100.0	102.9	102.3	102.5	100.8	101.7	<b>610.2</b>	
<b>2</b>		<b>NZL A - New Zealand A</b>	<b>307.1</b>	<b>304.2</b>	<b>308.5</b>	<b>306.1</b>	<b>306.1</b>	<b>302.5</b>	<b>1834.5</b>	
	1023	JOHNSTON Sally	102.1	102.8	105.5	100.5	105.5	99.9	<b>616.3</b>	
	1041	WREN Denva	102.7	100.4	103.0	103.3	99.7	102.8	<b>611.9</b>	
	1021	HUNT Janet	102.3	101.0	100.0	102.3	100.9	99.8	<b>606.3</b>	
<b>3</b>		<b>AUS A - Australia A</b>	<b>304.1</b>	<b>302.3</b>	<b>304.6</b>	<b>308.3</b>	<b>304.5</b>	<b>306.9</b>	<b>1830.7</b>	
	1039	SMITH Susannah	101.1	101.0	103.3	103.3	102.9	102.9	<b>614.5</b>	
	1009	COLLIER Elise	101.4	101.7	101.7	103.8	100.2	100.9	<b>609.7</b>	
	1015	HATZIGIANNIS Jacqui	101.6	99.6	99.6	101.2	101.4	103.1	<b>606.5</b>	
<b>4</b>		<b>AUS B - Australia B</b>	<b>302.3</b>	<b>300.8</b>	<b>306.1</b>	<b>301.6</b>	<b>301.6</b>	<b>304.0</b>	<b>1816.4</b>	
	1016	HENRY Tamsyn	103.3	100.9	102.5	103.2	101.8	102.5	<b>614.2</b>	
	1025	KOWPLOS Katarina	98.8	101.5	102.2	99.9	99.0	101.1	<b>602.5</b>	
	1001	ADAMS Emma	100.2	98.4	101.4	98.5	100.8	100.4	<b>599.7</b>	
<b>5</b>		<b>NZL C - New Zealand C</b>	<b>304.2</b>	<b>300.4</b>	<b>299.5</b>	<b>303.2</b>	<b>303.0</b>	<b>306.0</b>	<b>1816.3</b>	
	1031	REESBY Meaghan	100.8	99.2	101.2	100.7	104.3	103.2	<b>609.4</b>	
	1006	BURGESS-SMITH Jess	102.8	103.1	97.4	100.1	99.4	101.7	<b>604.5</b>	
	1026	LINDSAY Jackie	100.6	98.1	100.9	102.4	99.3	101.1	<b>602.4</b>	

#### Summary

Number of athletes on this list: 15; Total number of athletes: 17; Total number of teams: 5

#### Legend

Bib No	Bib Number	OCH	Oceanian Championships	OcR	Oceania Record
WCH	World Championships	WR	World Record		

8C5740AA

#### History

Release: Approved Version 1 (11/6/2019 10:31:57 AM)  
Release: Preliminary Version 1 (11/6/2019 10:20:51 AM)

Version of 6 NOV 2019, 11:07

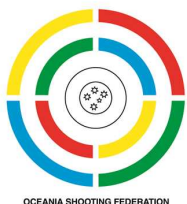
I000000TA0611190930.1.R60PR.0.001.pdf

E212

8

Page 1 of 1





# 2019 Oceania Championship

## RESULTS 50m RIFLE PRONE MEN

### Individual

Sydney

WED 6 NOV 2019, START TIME 09:30



#### Records

WR	633.0 KAMENSKIY Sergey	RUS	21 JUL 2015	ECH	Maribor (SLO)
OcR	628.6 POTENT Warren	AUS	2 APR 2014	WC	Fort Benning (USA)

#### Records Team

WR	1876.0 ZHAO Shengbo; LAN Xing; LIU Gang;	CHN	25 SEP 2014	ASG	Incheon (KOR)
OcR	1861.6 POTENT Warren; VERSACE Thomas Patrick; SAMPSON Dane;	AUS	3 DEC 2013	OCH	Sydney (AUS)

Rank	Bib No	Name	Nat	Team	Series						Total	Rem
					1	2	3	4	5	6		
1	1020	HUNT Martin	<u>NZL</u>	NZL A	103.6	101.3	104.1	103.4	106.2	103.3	<b>621.9</b>	
2	1002	BENNETT Owen	<u>NZL</u>	NZL A	101.4	104.3	104.2	103.3	103.6	102.7	<b>619.5</b>	
3	1017	HOBERG Alex	<u>AUS</u>	AUS B	103.3	103.9	101.2	103.3	101.7	104.1	<b>617.5</b>	
4	1038	SEVELJ Andrew	<u>AUS</u>	AUS A	103.4	103.6	104.3	101.5	102.9	101.8	<b>617.5</b>	
5	1035	ROSSITER Jack	<u>AUS</u>	AUS B	100.7	102.9	103.8	102.9	100.8	105.0	<b>616.1</b>	
6	1010	DANN Jim	<u>NZL</u>	NZL B	102.1	103.6	100.7	101.7	103.1	102.8	<b>614.0</b>	
7	1042	WRIGHT David	<u>AUS</u>	AUS B	102.9	102.3	100.3	102.8	100.1	103.8	<b>612.2</b>	
8	1037	SAMPSON Dane	<u>AUS</u>	AUS A	101.6	102.4	101.3	102.1	100.9	102.9	<b>611.2</b>	
9	1011	DAVIS Michael	<u>AUS</u>	AUS A	102.0	100.3	102.3	100.9	103.2	101.6	<b>610.3</b>	
10	1013	HARRISON Chris	<u>NZL</u>	NZL A	99.5	101.2	101.1	101.8	99.3	101.6	<b>604.5</b>	
11	1022	JEFFERY Shaun	<u>NZL</u>	NZL C	101.1	102.3	100.8	97.7	103.2	99.3	<b>604.4</b>	
12	1028	MCNAIR Robbie	<u>NZL</u>	NZL C	98.2	99.4	102.4	102.4	102.4	98.1	<b>602.9</b>	
13	1024	KINGSTON Shane	<u>NZL</u>	NZL C	101.4	97.6	99.2	98.9	102.0	99.0	<b>598.1</b>	
14	1033	RIDDLE Gavin	<u>NZL</u>	NZL B	100.1	100.4	100.3	96.7	99.1	100.2	<b>596.8</b>	
15	1012	GREEN David	<u>NZL</u>	NZL B	96.1	96.2	97.3	97.9	94.8	97.7	<b>580.0</b>	

#### Summary

Number of athletes on this list: 15; Total number of athletes: 15; Total number of teams: 5

#### Legend

937AC733

—	Team Member	ASG	Asian Games	Bib No	Bib Number
ECH	European Championships	Nat	Nation	OCH	Oceanian Championships
OcR	Oceania Record	Rem	Remarks	WC	World Cup
WR	World Record				

#### History

Release: Approved Version 1 (11/6/2019 10:30:03 AM)  
Release: Preliminary Version 1 (11/6/2019 10:19:41 AM)

Version of 6 NOV 2019, 10:30

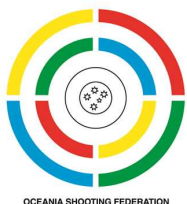
I100000IA0611190930.1.FR60PR.0.001.pdf

E212

7

Page 1 of 1





# 2019 Oceania Championship

## RESULTS 50m RIFLE PRONE MEN TEAM

Sydney

WED 6 NOV 2019, START TIME 09:30



### Records

WR	633.0 KAMENSKIY Sergey	RUS	21 JUL 2015	ECH	Maribor (SLO)
OcR	628.6 POTENT Warren	AUS	2 APR 2014	WC	Fort Benning (USA)

### Records Team

WR	1876.0 ZHAO Shengbo; LAN Xing; LIU Gang;	CHN	25 SEP 2014	ASG	Incheon (KOR)
OcR	1861.6 POTENT Warren; VERSACE Thomas Patrick; SAMPSON Dane;	AUS	3 DEC 2013	OCH	Sydney (AUS)

Rank	Bib No	Name	Series						Total	Remarks
			1	2	3	4	5	6		
<b>1</b>		<b>NZL A - New Zealand A</b>	<b>304.5</b>	<b>306.8</b>	<b>309.4</b>	<b>308.5</b>	<b>309.1</b>	<b>307.6</b>	<b>1845.9</b>	
	1020	HUNT Martin	103.6	101.3	104.1	103.4	106.2	103.3	<b>621.9</b>	
	1002	BENNETT Owen	101.4	104.3	104.2	103.3	103.6	102.7	<b>619.5</b>	
	1013	HARRISON Chris	99.5	101.2	101.1	101.8	99.3	101.6	<b>604.5</b>	
<b>2</b>		<b>AUS B - Australia B</b>	<b>306.9</b>	<b>309.1</b>	<b>305.3</b>	<b>309.0</b>	<b>302.6</b>	<b>312.9</b>	<b>1845.8</b>	
	1017	HOBERG Alex	103.3	103.9	101.2	103.3	101.7	104.1	<b>617.5</b>	
	1035	ROSSITER Jack	100.7	102.9	103.8	102.9	100.8	105.0	<b>616.1</b>	
	1042	WRIGHT David	102.9	102.3	100.3	102.8	100.1	103.8	<b>612.2</b>	
<b>3</b>		<b>AUS A - Australia A</b>	<b>307.0</b>	<b>306.3</b>	<b>307.9</b>	<b>304.5</b>	<b>307.0</b>	<b>306.3</b>	<b>1839.0</b>	
	1038	SEVELJ Andrew	103.4	103.6	104.3	101.5	102.9	101.8	<b>617.5</b>	
	1037	SAMPSON Dane	101.6	102.4	101.3	102.1	100.9	102.9	<b>611.2</b>	
	1011	DAVIS Michael	102.0	100.3	102.3	100.9	103.2	101.6	<b>610.3</b>	
<b>4</b>		<b>NZL C - New Zealand C</b>	<b>300.7</b>	<b>299.3</b>	<b>302.4</b>	<b>299.0</b>	<b>307.6</b>	<b>296.4</b>	<b>1805.4</b>	
	1022	JEFFERY Shaun	101.1	102.3	100.8	97.7	103.2	99.3	<b>604.4</b>	
	1028	MCNAIR Robbie	98.2	99.4	102.4	102.4	102.4	98.1	<b>602.9</b>	
	1024	KINGSTON Shane	101.4	97.6	99.2	98.9	102.0	99.0	<b>598.1</b>	
<b>5</b>		<b>NZL B - New Zealand B</b>	<b>298.3</b>	<b>300.2</b>	<b>298.3</b>	<b>296.3</b>	<b>297.0</b>	<b>300.7</b>	<b>1790.8</b>	
	1010	DANN Jim	102.1	103.6	100.7	101.7	103.1	102.8	<b>614.0</b>	
	1033	RIDDLE Gavin	100.1	100.4	100.3	96.7	99.1	100.2	<b>596.8</b>	
	1012	GREEN David	96.1	96.2	97.3	97.9	94.8	97.7	<b>580.0</b>	

### Summary

Number of athletes on this list: 15; Total number of athletes: 15; Total number of teams: 5

### Legend

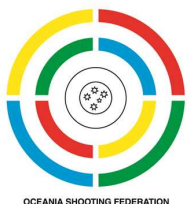
ASG	Asian Games	Bib No	Bib Number	ECH	European Championships
OCH	Oceanian Championships	OcR	Oceania Record	WC	World Cup
WR	World Record				

7BAA1C77

### History

Release: Approved Version 1 (11/6/2019 10:30:20 AM)  
Release: Preliminary Version 1 (11/6/2019 10:19:54 AM)





# 2019 Oceania Championship RESULTS 50m RIFLE 3 POSITIONS WOMEN Qualification

Sydney

THU 7 NOV 2019, START TIME 09:30



### Records

QWR	1185 STENE Jenny	NOR	28 MAY 2019	WC	Munich (GER)
QOcR	Oceania Record not established yet				

### Records Team

WR	3521 STRAUB Isabella; BEER Jolyn; ORTH Jaqueline;	GER	7 SEP 2018	WCH	Changwon (KOR)
OcR	Oceania Record not established yet				

Rank	Bib No	Name	Nat	Team	Position	Series				Sub Total	Total	Rem
						1	2	3	4			
1	1001	ADAMS Emma	<u>AUS</u>	AUS A	Kneeling	92	93	94	94	373	<b>1117-28x</b>	<b>QF</b>
					Prone	93	93	98	95	379		
					Standing	92	90	91	92	365		
2	1006	BURGESS-SMITH Jess	<u>NZL</u>	NZL	Kneeling	90	93	89	94	366	<b>1111-27x</b>	<b>QF</b>
					Prone	96	99	98	96	389		
					Standing	90	86	88	92	356		
3	1009	COLLIER Elise	<u>AUS</u>	AUS A	Kneeling	89	93	90	89	361	<b>1108-20x</b>	<b>QF</b>
					Prone	95	98	97	94	384		
					Standing	90	86	92	95	363		
4	1023	JOHNSTON Sally	<u>NZL</u>	NZL	Kneeling	93	88	97	91	369	<b>1106-34x</b>	<b>QF</b>
					Prone	99	97	92	97	385		
					Standing	87	86	90	89	352		
5	1040	WOODROOFE Emma	<u>AUS</u>	AUS A	Kneeling	91	93	90	93	367	<b>1091-25x</b>	<b>QF</b>
					Prone	93	91	89	93	366		
					Standing	87	88	92	91	358		
6	1041	WREN Denva	<u>NZL</u>	NZL	Kneeling	91	92	89	88	360	<b>1087-28x</b>	<b>QF</b>
					Prone	99	95	98	98	390		
					Standing	87	88	83	79	337		

### Summary

Number of athletes on this list: 6; Total number of athletes: 13; Total number of teams: 3

### Legend

FD2F9D5D

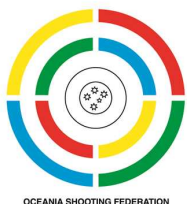
—	Team Member	Bib No	Bib Number	Nat	Nation
OcR	Oceania Record	QF	Qualified for Final	QOcR	Qualification Oceania Record
QWR	Qualification World Record	Rem	Remarks	WC	World Cup
WCH	World Championships	WR	World Record		

### History

Release: Approved Version 1 (11/7/2019 12:34:23 PM)  
Release: Preliminary Version 1 (11/7/2019 12:21:22 PM)







OCEANIA SHOOTING FEDERATION

# 2019 Oceania Championship RESULTS 50m RIFLE 3 POSITIONS WOMEN MQS

Sydney

THU 7 NOV 2019, START TIME 09:30



Bib No	Name	Nat	Team	Position	Series				Sub Total	Total	Remarks
					1	2	3	4			
1025	KOWPLOS Katarina	AUS	AUS B	Kneeling	91	91	96	95	373	1126-33x	QOc RJ
				Prone	96	94	96	99	385		
				Standing	89	92	97	90	368		
1030	REBLING Maria	AUS	AUS B	Kneeling	95	92	90	92	369	1116-28x	
				Prone	97	98	93	96	384		
				Standing	92	90	92	89	363		
1031	REESBY Meaghan	NZL		Kneeling	92	93	93	89	367	1082-16x	
				Prone	90	97	95	98	380		
				Standing	83	83	84	85	335		
1007	CAMPBELL Kate	NZL		Kneeling	91	94	92	92	369	1078-20x	
				Prone	93	95	94	96	378		
				Standing	91	79	81	80	331		

## Summary

Number of athletes on this list: 4; Total number of athletes: 13; Total number of teams: 3

## Legend

— Team Member

Bib No Bib Number

Nat

Nation

2904CDE4

Version of 7 NOV 2019, 12:35

Q000000IA0711190930.2.R3X40.0.001.pdf

E212

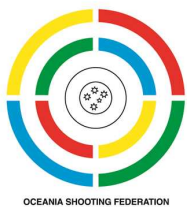
10

Page 1 of 1



SPORT  
AUS

SIUS



OCEANIA SHOOTING FEDERATION

# 2019 Oceania Championship RESULTS 50m RIFLE 3 POSITIONS WOMEN Individual

Sydney

THU 7 NOV 2019, START TIME 09:30



Bib No	Name	Nat	Team	Position	Series				Sub Total	Total	Remarks
					1	2	3	4			
1008	CHRISTEN Nina	SUI		Kneeling	98	98	96	98	390		
				Prone	99	96	98	99	392		
				Standing	96	96	96	96	384	<b>1166-50x</b>	
1018	HOFSTETTER Vanessa	SUI		Kneeling	98	95	94	93	380		
				Prone	96	97	97	99	389		
				Standing	94	94	90	92	370	<b>1139-35x</b>	
1016	HENRY Tamsyn	AUS	AUS B	Kneeling	88	89	90	90	357		
				Prone	97	97	96	93	383		
				Standing	87	88	92	87	354	<b>1094-21x</b>	

## Summary

Number of athletes on this list: 3; Total number of athletes: 13; Total number of teams: 3

## Legend

CA28DA23

— Team Member

Bib No Bib Number

Nat

Nation

Version of 7 NOV 2019, 12:35

Q000000IA0711190930.2000000.R3X40.0.001.pdf

E212 10

Page 1 of 1





# 2019 Oceania Championship FINAL RESULTS 50m RIFLE 3 POSITIONS WOMEN



Sydney  
THU 7 NOV 2019, START TIME 15:00

### Records

WR	464.7 ZUBLASING Petra	ITA	19 JUN 2015	EUG	Baku (AZE)
OcR	444.9 RIDLEY Robyn	AUS	5 NOV 2017	OCH	Gold Coast (AUS)

Rk	Bib No	Name	Nat	Kn	Pr	Standing - Elimination					Total	Remarks
1	1001	ADAMS Emma	AUS	147.1 48.6 50.2 48.3	296.5 49.1 50.1 50.2	395.5 49.0 50.0	405.6 10.1	415.3 9.7	425.5 10.2	435.5 10.0	444.7 9.2	
2	1009	COLLIER Elise	AUS	145.0 48.8 46.0 50.2	297.6 52.1 49.0 51.5	394.2 48.3	404.9 10.7	415.0 10.1	425.0 10.0	434.4 9.4	434.4 0.0	
3	1006	BURGESS-SMITH Jess	NZL	142.5 47.4 47.6 47.5	296.4 51.5 50.9 51.5	386.3 44.8	395.8 9.5	405.9 10.1	414.0 8.1	8.8	422.8	OcRJ
4	1023	JOHNSTON Sally	NZL	140.3 45.9 44.9 49.5	295.1 50.4 51.5 52.9	383.1 45.7	393.0 9.9	400.0 7.0	8.9		408.9	
5	1040	WOODROOFE Emma	AUS	139.4 45.1 49.4 44.9	285.7 49.4 47.8 49.1	376.6 44.7	386.6 10.0	7.7			394.3	
6	1041	WREN Denva	NZL	138.1 45.6 45.3 47.2	289.5 49.7 51.1 50.6	375.0 42.9	9.8				384.8	

### Legend

Bib No Bib Number  
OCH Oceanian Championships  
Rk Rank

Kn Kneeling  
OcR Oceania Record  
WR World Record

Nat Nation  
Pr Prone

91EAACBC

### History

Release: Approved Version 1 (7/11/2019 3:54:37 PM)

Version of 7 NOV 2019, 15:54

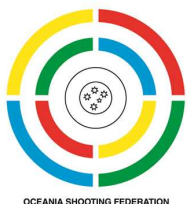
F000000IA0711191500.1.R3X40.0.001.pdf

E212

10

Page 1 of 1





OCEANIA SHOOTING FEDERATION

**2019 Oceania Championship  
RESULTS  
50m RIFLE 3 POSITIONS WOMEN  
TEAM  
Sydney  
THU 7 NOV 2019, START TIME 09:30**



**Records**

QWR	1185 STENE Jenny	NOR	28 MAY 2019	WC	Munich (GER)
QOcR	Oceania Record not established yet				

**Records Team**

WR	3521 STRAUB Isabella; BEER Jolyn; ORTH Jaqueline;	GER	7 SEP 2018	WCH	Changwon (KOR)
OcR	Oceania Record not established yet				

Rank	Bib No	Name	Position	Series				Sub Total	Total	Remarks
				1	2	3	4			
<b>1</b>	<b>AUS B - Australia B</b>			<b>274</b>	<b>272</b>	<b>276</b>	<b>277</b>	<b>1099</b>	<b>OcR</b>	
				<b>290</b>	<b>289</b>	<b>285</b>	<b>288</b>	<b>1152</b>		
				<b>268</b>	<b>270</b>	<b>281</b>	<b>266</b>	<b>1085</b>		
		1016	HENRY Tamsyn	Kneeling	88	89	90	90	357	
				Prone	97	97	96	93	383	
				Standing	87	88	92	87	354	<b>1094-21x</b>
		1025	KOWPLOS Katarina	Kneeling	91	91	96	95	373	
				Prone	96	94	96	99	385	
				Standing	89	92	97	90	368	<b>1126-33x</b>
		1030	REBLING Maria	Kneeling	95	92	90	92	369	
			Prone	97	98	93	96	384		
			Standing	92	90	92	89	363	<b>1116-28x</b>	
<b>2</b>	<b>AUS A - Australia A</b>			<b>272</b>	<b>279</b>	<b>274</b>	<b>276</b>	<b>1101</b>	<b>3316-73x</b>	
				<b>281</b>	<b>282</b>	<b>284</b>	<b>282</b>	<b>1129</b>		
				<b>269</b>	<b>264</b>	<b>275</b>	<b>278</b>	<b>1086</b>		
		1001	ADAMS Emma	Kneeling	92	93	94	94	373	
				Prone	93	93	98	95	379	
				Standing	92	90	91	92	365	<b>1117-28x</b>
		1009	COLLIER Elise	Kneeling	89	93	90	89	361	
				Prone	95	98	97	94	384	
				Standing	90	86	92	95	363	<b>1108-20x</b>
		1040	WOODROOFE Emma	Kneeling	91	93	90	93	367	
			Prone	93	91	89	93	366		
			Standing	87	88	92	91	358	<b>1091-25x</b>	
<b>3</b>	<b>NZL - New Zealand</b>			<b>274</b>	<b>273</b>	<b>275</b>	<b>273</b>	<b>1095</b>	<b>3304-89x</b>	
				<b>294</b>	<b>291</b>	<b>288</b>	<b>291</b>	<b>1164</b>		
				<b>264</b>	<b>260</b>	<b>261</b>	<b>260</b>	<b>1045</b>		
		1006	BURGESS-SMITH Jess	Kneeling	90	93	89	94	366	
				Prone	96	99	98	96	389	
				Standing	90	86	88	92	356	<b>1111-27x</b>
		1023	JOHNSTON Sally	Kneeling	93	88	97	91	369	
				Prone	99	97	92	97	385	
				Standing	87	86	90	89	352	<b>1106-34x</b>
		1041	WREN Denva	Kneeling	91	92	89	88	360	
			Prone	99	95	98	98	390		
			Standing	87	88	83	79	337	<b>1087-28x</b>	



Rank	Bib No	Name	Position	Series				Sub Total	Total	Remarks
				1	2	3	4			

---

### Summary

Number of athletes on this list: 9; Total number of athletes: 13; Total number of teams: 3

---

### Legend

<b>Bib No</b>	<b>Bib Number</b>	<b>OcR</b>	<b>Oceania Record</b>	<b>QOcR</b>	<b>Qualification Oceania Record</b>
<b>QWR</b>	<b>Qualification World Record</b>	<b>WC</b>	<b>World Cup</b>	<b>WCH</b>	<b>World Championships</b>
<b>WR</b>	<b>World Record</b>				

A41E40ED

### History

Release: Approved Version 1 (11/7/2019 12:34:37 PM)  
 Release: Preliminary Version 1 (11/7/2019 12:17:20 PM)

Version of 7 NOV 2019, 12:34

Q000000TA0711190930.1.R3X40.0.001.pdf

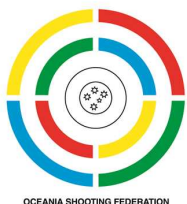
E212

10

Page 2 of 2

---





**2019 Oceania Championship  
RESULTS  
50m RIFLE 3 POSITIONS MEN  
Qualification  
Sydney  
THU 7 NOV 2019, START TIME 09:30**



**REVISED**

Records					
QWR	1187 YANG Haoran	CHN	24 MAY 2018	WC	Munich (GER)
QOcR	1177 SAMPSON Dane	AUS	7 SEP 2018	WCH	Changwon (KOR)

Records Team					
WR	3535 LOUGINETS Nazar; MASLENNIKOV Vladimir; KAMENSKIY Sergey;	RUS	6 SEP 2018	WCH	Changwon (KOR)
OcR	3420 SAMPSON Dane; GODWARD Will; CLOPATOFKY SANCHEZ Daniel Alejandro;	AUS	27 NOV 2015	OCH	Sydney (AUS)

Rank	Bib No	Name	Nat	Team	Position	Series				Sub Total	Total	Rem
						1	2	3	4			
1	1035	ROSSITER Jack	AUS	AUS A	Kneeling	91	98	98	91	378	1141-42x	QF
					Prone	97	95	99	98	389		
					Standing	94	90	95	95	374		
2	1002	BENNETT Owen	NZL	NZL	Kneeling	89	94	95	91	369	1132-26x	QF
					Prone	98	96	100	95	389		
					Standing	94	92	94	94	374		
3	1017	HOBERG Alex	AUS	AUS A	Kneeling	94	95	89	87	365	1131-34x	QF
					Prone	99	98	95	96	388		
					Standing	93	95	95	95	378		
4	1011	DAVIS Michael	AUS	AUS A	Kneeling	91	94	88	95	368	1115-33x	QF
					Prone	92	94	96	95	377		
					Standing	94	93	90	93	370		
5	1004	BLACK Adrian	NZL	NZL	Kneeling	89	92	92	93	366	1099-23x	QF
					Prone	96	95	96	94	381		
					Standing	90	87	88	87	352		
6	1022	JEFFERY Shaun	NZL	NZL	Kneeling	90	87	86	92	355	1087-15x	QF
					Prone	96	98	96	95	385		
					Standing	82	86	89	90	347		

**Summary**

Number of athletes on this list: 6; Total number of athletes: 9; Total number of teams: 3

**Note**

Please note that there are records equally achieved by several athletes and only the first to set the record is shown.  
Refer to the Records list on ISSF website: [www.issf-sports.org](http://www.issf-sports.org)

**Legend**

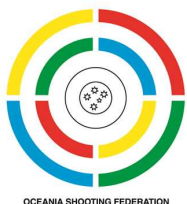
1C3D80F5

—	Team Member	Bib No	Bib Number	Nat	Nation
OCH	Oceanian Championships	OcR	Oceania Record	QF	Qualified for Final
QOcR	Qualification Oceania Record	QWR	Qualification World Record	Rem	Remarks
WC	World Cup	WCH	World Championships	WR	World Record

**History**

Release: Approved Version 2 (7/11/2019 1:02:10 PM)  
Release: Approved Version 1 (11/7/2019 12:22:18 PM)  
Release: Preliminary Version 1 (11/7/2019 12:06:28 PM)





OCEANIA SHOOTING FEDERATION

# 2019 Oceania Championship

## RESULTS

### 50m RIFLE 3 POSITIONS MEN

#### MQS

Sydney

THU 7 NOV 2019, START TIME 09:30



Bib No	Name	Nat	Team	Position	Series				Sub Total	Total	Remarks
					1	2	3	4			
1029	NICHOLAS Michael	<u>AUS</u>	AUS B	Kneeling	90	89	95	87	361		
				Prone	97	97	98	99	391		
				Standing	90	89	91	94	364	<b>1116-34x</b>	
1038	SEVELJ Andrew	<u>AUS</u>	AUS B	Kneeling	93	92	89	93	367		
				Prone	100	98	98	98	394		
				Standing	88	86	75	82	331	<b>1092-34x</b>	

### Summary

Number of athletes on this list: 2; Total number of athletes: 9; Total number of teams: 3

### Legend

52D410A5

— Team Member

Bib No Bib Number

Nat

Nation

Version of 7 NOV 2019, 13:03

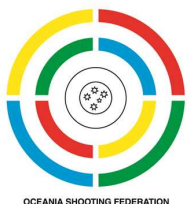
Q100000IA0711190930.2.FR3X40.0.001.pdf

E212

9

Page 1 of 1





OCEANIA SHOOTING FEDERATION

# 2019 Oceania Championship

## RESULTS

### 50m RIFLE 3 POSITIONS MEN

#### Individual

Sydney

THU 7 NOV 2019, START TIME 09:30



Bib No	Name	Nat	Team	Position	Series				Sub Total	Total	Remarks
					1	2	3	4			
1037	SAMPSON Dane	AUS	AUS B	Kneeling	97	99	98	97	391		
				Prone	99	100	99	98	396		
				Standing	92	95	98	93	378	<b>1165-57x</b>	

### Summary

Number of athletes on this list: 1; Total number of athletes: 9; Total number of teams: 3

#### Note

Please note that there are records equally achieved by several athletes and only the first to set the record is shown.

Refer to the Records list on ISSF website: [www.issf-sports.org](http://www.issf-sports.org)

#### Legend

30A9131B

— Team Member

Bib No Bib Number

Nat

Nation

Version of 7 NOV 2019, 12:22

Q100000IA0711190930.2000000.FR3X40.0.001.pdf

E212

9

Page 1 of 1







# 2019 Oceania Championship FINAL RESULTS 50m RIFLE 3 POSITIONS MEN



Sydney  
THU 7 NOV 2019, START TIME 13:15

### Records

WR	465.3 YANG Haoran	CHN	25 MAY 2018	WC	Munich (GER)
OcR	451.2 SAMPSON Dane	AUS	6 NOV 2017	OCH	Gold Coast (AUS)

Rk	Bib No	Name	Nat	Kn	Pr	Standing - Elimination						Total	Remarks
1	1035	ROSSITER Jack	AUS	<b>149.1</b> 48.1 50.9 50.1	<b>301.5</b> 51.6 50.7 50.1	<b>401.8</b> 49.8 50.5	<b>412.0</b> 10.2	<b>421.5</b> 9.5	<b>430.6</b> 9.1	<b>441.4</b> 10.8 10.4	<b>451.8</b>	OcR	
2	1017	HOBERG Alex	AUS	<b>146.1</b> 49.3 46.6 50.2	<b>300.4</b> 51.7 50.8 51.8	<b>396.0</b> 47.0 48.6	<b>406.5</b> 10.5	<b>415.9</b> 9.4	<b>425.2</b> 9.3	<b>435.1</b> 9.9 10.2	<b>445.3</b>	OcRJ	
3	1002	BENNETT Owen	NZL	<b>145.9</b> 48.9 46.5 50.5	<b>292.7</b> 48.0 48.9 49.9	<b>383.2</b> 44.6 45.9	<b>392.8</b> 9.6	<b>403.2</b> 10.4	<b>412.9</b> 9.7 10.4		<b>423.3</b>		
4	1011	DAVIS Michael	AUS	<b>141.2</b> 44.7 48.3 48.2	<b>285.6</b> 49.7 50.3 44.4	<b>383.7</b> 47.8 50.3	<b>393.7</b> 10.0	<b>403.9</b> 10.2	<b>8.4</b>		<b>412.3</b>		
5	1004	BLACK Adrian	NZL	<b>144.8</b> 49.6 49.0 46.2	<b>295.0</b> 50.8 48.7 50.7	<b>379.7</b> 39.8 44.9	<b>389.9</b> 10.2	<b>8.1</b>			<b>398.0</b>		
6	1022	JEFFERY Shaun	NZL	<b>139.7</b> 42.9 48.1 48.7	<b>287.8</b> 50.0 49.2 48.9	<b>371.9</b> 47.2 36.9	<b>7.9</b>				<b>379.8</b>		

### Legend

Bib No	Bib Number	Kn	Kneeling	Nat	Nation
OCH	Oceanian Championships	OcR	Oceania Record	Pr	Prone
Rk	Rank	WC	World Cup	WR	World Record

B3547CBE

### History

Release: Approved Version 1 (7/11/2019 2:22:11 PM)

Version of 7 NOV 2019, 14:22

F100000IA0711191315.1.FR3X40.0.001.pdf

E212

9

Page 1 of 1





**2019 Oceania Championship  
RESULTS  
50m RIFLE 3 POSITIONS MEN  
TEAM  
Sydney  
THU 7 NOV 2019, START TIME 09:30**



**REVISED**

Records					
QWR	1187 YANG Haoran	CHN	24 MAY 2018	WC	Munich (GER)
QOcR	1177 SAMPSON Dane	AUS	7 SEP 2018	WCH	Changwon (KOR)

Records Team					
WR	3535 LOUGINETS Nazar; MASLENNIKOV Vladimir; KAMENSKIY Sergey;	RUS	6 SEP 2018	WCH	Changwon (KOR)
OcR	3420 SAMPSON Dane; GODWARD Will; CLOPATOFKY SANCHEZ Daniel Alejandro;	AUS	27 NOV 2015	OCH	Sydney (AUS)

Rank	Bib No	Name	Position	Series				Sub Total	Total	Remarks
				1	2	3	4			
<b>1</b>	<b>AUS A - Australia A</b>			<b>276</b>	<b>287</b>	<b>275</b>	<b>273</b>	<b>1111</b>		
				<b>288</b>	<b>287</b>	<b>290</b>	<b>289</b>	<b>1154</b>		
				<b>281</b>	<b>278</b>	<b>280</b>	<b>283</b>	<b>1122</b>	<b>3387-109x</b>	
	1035	ROSSITER Jack	Kneeling	91	98	98	91	378		
			Prone	97	95	99	98	389		
			Standing	94	90	95	95	374	<b>1141-42x</b>	
	1017	HOBERG Alex	Kneeling	94	95	89	87	365		
			Prone	99	98	95	96	388		
			Standing	93	95	95	95	378	<b>1131-34x</b>	
	1011	DAVIS Michael	Kneeling	91	94	88	95	368		
			Prone	92	94	96	95	377		
			Standing	94	93	90	93	370	<b>1115-33x</b>	
<b>2</b>	<b>AUS B - Australia B</b>			<b>280</b>	<b>280</b>	<b>282</b>	<b>277</b>	<b>1119</b>		
				<b>296</b>	<b>295</b>	<b>295</b>	<b>295</b>	<b>1181</b>		
				<b>270</b>	<b>270</b>	<b>264</b>	<b>269</b>	<b>1073</b>	<b>3373-125x</b>	
	1038	SEVELJ Andrew	Kneeling	93	92	89	93	367		
			Prone	100	98	98	98	394		
			Standing	88	86	75	82	331	<b>1092-34x</b>	
	1037	SAMPSON Dane	Kneeling	97	99	98	97	391		
			Prone	99	100	99	98	396		
			Standing	92	95	98	93	378	<b>1165-57x</b>	
	1029	NICHOLAS Michael	Kneeling	90	89	95	87	361		
			Prone	97	97	98	99	391		
			Standing	90	89	91	94	364	<b>1116-34x</b>	
<b>3</b>	<b>NZL - New Zealand</b>			<b>268</b>	<b>273</b>	<b>273</b>	<b>276</b>	<b>1090</b>		
				<b>290</b>	<b>289</b>	<b>292</b>	<b>284</b>	<b>1155</b>		
				<b>266</b>	<b>265</b>	<b>271</b>	<b>271</b>	<b>1073</b>	<b>3318- 64x</b>	
	1002	BENNETT Owen	Kneeling	89	94	95	91	369		
			Prone	98	96	100	95	389		
			Standing	94	92	94	94	374	<b>1132-26x</b>	
	1004	BLACK Adrian	Kneeling	89	92	92	93	366		
			Prone	96	95	96	94	381		
			Standing	90	87	88	87	352	<b>1099-23x</b>	
	1022	JEFFERY Shaun	Kneeling	90	87	86	92	355		
			Prone	96	98	96	95	385		
			Standing	82	86	89	90	347	<b>1087-15x</b>	



Rank	Bib No	Name	Position	Series				Sub Total	Total	Remarks
				1	2	3	4			

---

### Summary

Number of athletes on this list: 9; Total number of athletes: 9; Total number of teams: 3

---

### Legend

<b>Bib No</b>	<b>Bib Number</b>	<b>OCH</b>	<b>Oceanian Championships</b>	<b>OcR</b>	<b>Oceania Record</b>	AEAE53B7
<b>QOcR</b>	<b>Qualification Oceania Record</b>	<b>QWR</b>	<b>Qualification World Record</b>	<b>WC</b>	<b>World Cup</b>	
<b>WCH</b>	<b>World Championships</b>	<b>WR</b>	<b>World Record</b>			

---

### History

Release: Approved Version 2 (7/11/2019 1:03:11 PM)  
 Release: Approved Version 1 (11/7/2019 12:22:30 PM)  
 Release: Preliminary Version 1 (11/7/2019 12:06:47 PM)

