








TSNZ NATIONAL DISTRICT CHAMPIONSHIP RESULTS SHEET - 2026

CASEY CUP

ROUND 1

23-Apr-2026

Eastern Force		vs		Waikato Thoroughbreds	
Open	2934.157			Open	2948.166
Composite	1436.052			Composite	1430.047
Junior	584.031			Junior	573.015
Total	4954.240			Total	4951.228
Score	8			Score	5
Bonus	2			Bonus	1
	10				6
Wellington Tigers		vs		Manawatu Marauders	
Open	2922.153			Open	2923.141
Composite	1450.065			Composite	1448.054
Junior	593.036			Junior	559.011
Total	4965.254			Total	4930.206
Score	8			Score	5
Bonus	3			Bonus	0
	11				5
Canterbury Snipers		vs		Marlborough Suns	
Open	2923.158			Open	2931.119
Composite	1448.057			Composite	1440.049
Junior	581.022			Junior	575.025
Total	4952.237			Total	4946.193
Score	8			Score	5
Bonus	0			Bonus	0
	8				5

<u>Ladder Results after Round #1</u>	Round 1	Round 2	Round 3	Round 4	Round 5	Total
Wellington Tigers	11					11
Eastern Force	10					10
Canterbury Snipers	8					8
Waikato Thoroughbreds	6					6
Manawatu Marauders	5					5
Marlborough Suns	5					5

Top Scores	Top 10 in Division 1	Juniors	top in each team
Chris Harrison	299.24	Pippa Taylor	200.15
Chris Johnstone	298.22	Harry Lange	197.12
Craig Ireland	298.17	Marshall Gibson	197.10
Gavin Riddle	298.15	Dylan Mathieson	196.10
Stephanie McNair	297.21	Chelsea Bau	196.07
Ivor Brettell	297.21	Hunter Boustridge	189.07
Roy Herbison	297.20		
Abby Pierce	297.20		
Rob Taylor	297.20		
Leonie Clayton	297.19		

The standout team of the first round of the Casey Cup, NDC 2026 must be the Wellington Tigers - with 3 Junior bonus points. 2 for Pippa Taylor's 100.07 and 100.08, and Hester du Plessis 100.05. The Tigers juniors are on fire so early in the season. The Tigers did not get it all their own way, as the Manawatu Marauders Open team grabbed 5 points, with just 1 point between the 2 Open teams.

Eastern Force did not get it all their own way in their match against the Waikato Thoroughbreds, taking the Composite and Junior points, and 2 bonus points for Chris Harrison (200.16) and Craif Ireland (200.12). The Waikato Thoroughbreds Open team were strong on the night to take the Open points, and congratulations to Roy Herbison for the only 100.10 of the evening as a part of his double, earning a valuable bonus point for his team.

In the third match of the night, the Canterbury Snipers did not get it all their own way either, with the Marlborough Suns taking out the Open 5 points, while the Snipers took home line honours in the Composite and Juniors.

Alison Fursdon
NDC Co-ordinator

**TSNZ NATIONAL DISTRICT CHAMPIONSHIP
RESULTS SHEET - 23 April 2026
CASEY CUP**



Eastern Force

Waikato Thoroughbreds

Eastern Force

Waikato Thoroughbreds

OPEN SQUAD of 10

Name	Grade	Junior	1x10	1st ten of 20	2nd ten of 20	TOTAL
1 Chris Harrison	M	<input type="checkbox"/>	99.08	100.07	100.09	299.24
2 Chris Johnstone	M	<input type="checkbox"/>	99.06	100.08	99.08	298.22
3 Craig Ireland	A	<input type="checkbox"/>	98.05	100.08	100.04	298.17
4 Robbie McNair	M	<input type="checkbox"/>	97.03	100.09	99.05	296.17
5 Taresa Morris	A	<input type="checkbox"/>	98.04	99.07	96.06	293.17
6 Paul Crimp	A	<input type="checkbox"/>	96.03	99.06	98.06	293.15
7 Dean Fincham	B	<input type="checkbox"/>	95.00	98.07	99.03	292.10
8 Kirsten Birrell	A	<input type="checkbox"/>	97.05	96.03	97.04	290.12
9 Graham White	M	<input type="checkbox"/>	95.03	97.04	97.06	289.13
10 Steven White	A	<input type="checkbox"/>	96.03	94.03	96.04	286.10
2934.157						

OPEN SQUAD of 10

Name	Grade	Junior	1x10	1st ten of 20	2nd ten of 20	TOTAL
1 Gavin Riddle	M	<input type="checkbox"/>	99.06	99.04	100.05	298.15
2 Ivor Brettell	A	<input type="checkbox"/>	100.08	100.09	97.04	297.21
3 Roy Herbison	M	<input type="checkbox"/>	98.05	100.10	99.05	297.20
4 Abby Pierce	M	<input type="checkbox"/>	98.06	99.06	100.08	297.20
5 Alan Dickson	A	<input type="checkbox"/>	99.06	99.08	98.05	296.19
6 Brad Pierce	M	<input type="checkbox"/>	98.07	98.05	98.04	294.16
7 Dave Miller	M	<input type="checkbox"/>	96.04	99.07	99.04	294.15
8 Rory McLeod	M	<input type="checkbox"/>	95.05	99.08	99.04	293.17
9 Warren Woodman	A	<input type="checkbox"/>	96.03	98.05	98.06	292.14
10 Allison Archer	M	<input type="checkbox"/>	99.04	96.03	95.02	290.09
2948.166						

0
4
3
1
2
0
0
10

Open win (5)
Composite Squad win (4)
Junior Squad win (3)
Total team win (1)

BONUS POINTS (Enter Manually)
Open or Composite 200's (1 each)
For every Junior Squad shooting 100 (1 each)
All 100.10's (1 each)

5
0
0
0
0
0
1
6

Total

COMPOSITE SQUAD of Max 12 Points

Name	Grade	Junior	1x10	1st ten of 20	2nd ten of 20	TOTAL
1 Ruth McNair	A	<input type="checkbox"/>	98.06	98.06	98.04	294.16
2 John Powell	A	<input type="checkbox"/>	99.05	97.04	97.03	293.12
3 Richard Holland	C	<input type="checkbox"/>	95.01	96.04	99.05	290.10
4 Sandie Fletcher	B	<input type="checkbox"/>	94.02	95.02	94.02	283.06
5 Georgia Blacklaws	C	<input checked="" type="checkbox"/>	94.02	90.03	92.03	276.08
1436.052						

COMPOSITE SQUAD of Max 12 Points

Name	Grade	Junior	1x10	1st ten of 20	2nd ten of 20	TOTAL
1 David Thompson	M	<input type="checkbox"/>	98.06	94.04	98.06	290.16
2 Craig Russell	B	<input type="checkbox"/>	98.04	93.02	98.05	289.11
3 Will Hjorth	B	<input type="checkbox"/>	96.03	94.02	97.03	287.08
4 Mark Lane	B	<input type="checkbox"/>	98.04	94.01	91.02	283.07
5 Trevor Smith	C	<input type="checkbox"/>	94.02	94.02	93.01	281.05
1430.047						

JUNIOR SQUAD of 3

Name	Grade	Junior	1st ten	2nd ten	TOTAL
1 Harry Lange	A	<input checked="" type="checkbox"/>	98.07	99.05	197.12
2 Dylan Hansen	C	<input checked="" type="checkbox"/>	97.04	97.05	194.09
3 Teddy Lange	A	<input checked="" type="checkbox"/>	98.06	95.04	193.10
584.031					

JUNIOR SQUAD of 3

Name	Grade	Junior	1st ten	2nd ten	TOTAL
1 Chelsea Bau	A	<input checked="" type="checkbox"/>	99.04	97.03	196.07
2 Elena Wood	B	<input checked="" type="checkbox"/>	97.03	97.02	194.05
3 Nate Goodrich	#N/A	<input checked="" type="checkbox"/>	91.01	92.02	183.03
573.015					

Eastern Force 4954.240

Waikato Thoroughbreds 4951.228

EMERGENCIES

Name	Grade	Junior	1x10	1st ten of 20	2nd ten of 20	TOTAL
1 Hayden Greenwood	B	<input type="checkbox"/>				0.00
2 Kim Bishell	B	<input type="checkbox"/>				0.00
3 Mike Kershaw	A	<input type="checkbox"/>				0.00
4 Taine Sigvertsen	C	<input type="checkbox"/>				0.00
5 #N/A	#N/A	<input type="checkbox"/>				0.00
6 #N/A	#N/A	<input type="checkbox"/>				0.00
7 #N/A	#N/A	<input type="checkbox"/>				0.00
8 #N/A	#N/A	<input type="checkbox"/>				0.00
9 #N/A	#N/A	<input type="checkbox"/>				0.00

EMERGENCIES

Name	Grade	Junior	1x10	1st ten of 20	2nd ten of 20	TOTAL
1 Glen Brownlee	A	<input type="checkbox"/>	96.02	96.02	97.03	289.07
2 Darren Wood	B	<input type="checkbox"/>	98.02	93.00	87.00	278.02
3 Jim Goodrich	A	<input type="checkbox"/>				0.00
4 Paul White	B	<input type="checkbox"/>	95.01	98.04	95.04	288.09
5 Leanne Wood	C	<input type="checkbox"/>	94.02	91.00	97.06	282.08
6 Selena Maxwell	#N/A	<input type="checkbox"/>	95.01	95.03	97.04	287.08
7 Cooper Billing	D	<input checked="" type="checkbox"/>	91.00	87.01		178.01
8 Malina Binns	D	<input checked="" type="checkbox"/>				0.00
9 Rylan van der Loo	#N/A	<input checked="" type="checkbox"/>	88.00	95.02		183.02



**TSNZ NATIONAL DISTRICT CHAMPIONSHIP
RESULTS SHEET - 23 April 2026**

CASEY CUP

ROUND 1

MATCH 2

Wellington Tigers

Manawatu Marauders

Wellington Tigers

Manawatu Marauders

OPEN SQUAD of 10

Name	Grade	Junior	1x10	1st ten of 20	2nd ten of 20	TOTAL
1 Rob Taylor	M	<input type="checkbox"/>	99.07	99.05	99.08	297.20
2 Neil Kinsey	M	<input type="checkbox"/>	99.06	98.05	100.07	297.18
3 Stephen Thessman	M	<input type="checkbox"/>	99.06	100.06	96.05	295.17
4 Evan Little	A	<input type="checkbox"/>	97.05	98.06	99.07	294.18
5 Bex Baines	M	<input type="checkbox"/>	99.07	98.06	97.03	294.16
6 Edwin Bode	M	<input type="checkbox"/>	96.05	98.04	99.07	293.16
7 Meredith Ackrill	M	<input type="checkbox"/>	96.04	97.05	99.06	292.15
8 Inge Little	A	<input type="checkbox"/>	96.05	96.05	97.04	289.14
9 David Grain	A	<input type="checkbox"/>	95.05	99.06	95.02	289.13
10 Barry Johnstone	B	<input type="checkbox"/>	95.03	94.02	93.01	282.06
2922.153						

OPEN SQUAD of 10

Name	Grade	Junior	1st ten of 20	2nd ten of 20	TOTAL	
1 Martin Hunt	M	<input type="checkbox"/>	98.05	100.06	99.07	297.18
2 Joshua Hayes	M	<input type="checkbox"/>	99.04	98.03	99.03	296.10
3 Kerry Williams	M	<input type="checkbox"/>	98.06	99.06	97.07	294.19
4 Jeanette Kinsey	A	<input type="checkbox"/>	96.05	99.04	98.07	293.16
5 Fiona Mills	A	<input type="checkbox"/>	99.06	96.03	98.05	293.14
6 Amy Hatcher	A	<input type="checkbox"/>	97.03	98.08	97.05	292.16
7 Casey Bowater	A	<input type="checkbox"/>	99.04	95.02	96.05	290.11
8 Adriaan Viljoen	A	<input type="checkbox"/>	95.02	97.05	98.04	290.11
9 Warren Turner	A	<input type="checkbox"/>	96.03	97.05	97.03	290.11
10 Dave Edmonds	A	<input type="checkbox"/>	97.05	97.05	94.05	288.15
2923.141						

0
4
3
1
0
3
0
11

Open win (5)
Composite Squad win (4)
Junior Squad win (3)
Total team win (1)
BONUS POINTS (Enter Manually)
Open or Composite 200's (1 each)
For every Junior Squad shooting 100 (1 each)
All 100.10's (1 each)

5
0
0
0
0
0
0
5

COMPOSITE SQUAD of 12 Max 12 Points

Name	Grade	Junior	1x10	1st ten of 20	2nd ten of 20	TOTAL
1 Mark Baines	A	<input type="checkbox"/>	99.08	100.08	96.04	295.20
2 Anoci Du Plessis	B	<input type="checkbox"/>	100.07	98.05	96.03	294.15
3 Joz Hamilton	B	<input type="checkbox"/>	97.03	98.04	97.04	292.11
4 Gerard O'Flynn	B	<input type="checkbox"/>	96.04	95.04	96.05	287.13
5 Finn Ashby	B	<input type="checkbox"/>	92.00	93.02	97.04	282.06
1450.065						

COMPOSITE SQUAD of 12 Max 12 Points

Name	Grade	Junior	1x10	1st ten of 20	2nd ten of 20	TOTAL
1 Janet Hunt	M	<input type="checkbox"/>	98.05	97.05	98.03	293.13
2 Jim Dann	B	<input type="checkbox"/>	97.05	98.03	95.03	290.11
3 Gracie Williams	B	<input checked="" type="checkbox"/>	96.01	97.02	97.05	290.08
4 Kim Sharpe	B	<input type="checkbox"/>	95.02	98.06	96.02	289.10
5 George Williams	C	<input checked="" type="checkbox"/>	97.06	98.04	91.02	286.12
1448.054						

JUNIOR SQUAD of 3

Name	Grade	Junior	1st ten	2nd ten	TOTAL
1 Pippa Taylor	M	<input checked="" type="checkbox"/>	100.07	100.08	200.15
2 Hester Du Plessis	B	<input checked="" type="checkbox"/>	98.05	100.05	198.10
3 Gabi Hemsley	A	<input checked="" type="checkbox"/>	98.06	97.05	195.11
593.036					

JUNIOR SQUAD of 3

Name	Grade	Junior	1st ten	2nd ten	TOTAL
1 Hunter Boustridge	C	<input checked="" type="checkbox"/>	96.05	93.02	189.07
2 Alex Sharpe	B	<input checked="" type="checkbox"/>	93.01	92.01	185.02
3 Aimee Blackwell	C	<input checked="" type="checkbox"/>	92.01	93.01	185.02
559.011					

Wellington Tigers 4965.254

Manawatu Marauders 4930.206

EMERGENCIES

Name	Grade	Junior	1x10	1st ten of 20	2nd ten of 20	TOTAL
1 Anna Shum-Pearce	A	<input type="checkbox"/>	93.01	97.04	99.08	289.13
2 #N/A	#N/A	<input type="checkbox"/>				0.00
3 #N/A	#N/A	<input type="checkbox"/>				0.00
4 Bronwyn Shields	C	<input type="checkbox"/>	94.02	97.03	95.03	286.08
5 #N/A	#N/A	<input type="checkbox"/>				0.00
6 #N/A	#N/A	<input type="checkbox"/>				0.00
7 Filly Cornejo	C	<input checked="" type="checkbox"/>	95.02	97.06		192.08
8 Eli Benison	C	<input checked="" type="checkbox"/>	95.03	88.00		183.03
9 #N/A	#N/A	<input type="checkbox"/>				0.00

EMERGENCIES

Name	Grade	Junior	1x10	1st ten of 20	2nd ten of 20	TOTAL
1 Kelvin Burt	M	<input type="checkbox"/>	97.03	94.02	97.06	288.11
2 Jackie Lindsay	B	<input type="checkbox"/>	94.03	97.05	96.03	287.11
3 Olivia Petterson	B	<input type="checkbox"/>	94.01	97.03	94.03	285.07
4 Diane Burt	B	<input type="checkbox"/>	91.01	92.01	94.01	277.03
5 Courtney Parlett	C	<input checked="" type="checkbox"/>				0.00
6 #N/A	#N/A	<input type="checkbox"/>				0.00
7 #N/A	#N/A	<input type="checkbox"/>				0.00
8 #N/A	#N/A	<input type="checkbox"/>				0.00
9 #N/A	#N/A	<input type="checkbox"/>				0.00



**TSNZ NATIONAL DISTRICT CHAMPIONSHIP
RESULTS SHEET - 23 April 2026**

CASEY CUP

ROUND 1

MATCH 3

Canterbury Snipers

Marlborough Suns

Canterbury Snipers

Marlborough Suns

OPEN SQUAD of 10						
Name	Grade	Junior	1x10	1st ten of 20	2nd ten of 20	TOTAL
1 Stephanie McNair	M	<input type="checkbox"/>	99.07	100.08	98.06	297.21
2 Max Russell	A	<input checked="" type="checkbox"/>	99.06	100.05	98.05	297.16
3 Caley McNair	M	<input checked="" type="checkbox"/>	99.08	99.09	98.06	296.23
4 John Booth	M	<input type="checkbox"/>	99.07	99.05	98.05	296.17
5 Ryan Booth	M	<input checked="" type="checkbox"/>	98.05	97.05	100.06	295.16
6 Nigel Farrell	M	<input type="checkbox"/>	98.05	96.04	98.08	292.17
7 Lindsay Barnes	M	<input type="checkbox"/>	98.04	96.04	97.06	291.14
8 Dean Gibbs	M	<input type="checkbox"/>	98.07	97.04	94.03	289.14
9 Murray Carter	None	<input type="checkbox"/>	94.01	96.04	97.06	287.11
10 Shaun Jeffery	A	<input type="checkbox"/>	93.02	94.03	96.04	283.09
2923.158						

OPEN SQUAD of 10						
Name	Grade	Junior	1x10	1st ten of 20	2nd ten of 20	TOTAL
1 Richard Sampey	A	<input type="checkbox"/>	100.04	98.03	99.08	297.15
2 Val Wadsworth	M	<input type="checkbox"/>	98.05	98.06	100.06	296.17
3 Regan Cowe	A	<input type="checkbox"/>	99.02	99.06	98.03	296.11
4 Helen Freiman	M	<input type="checkbox"/>	97.02	100.07	97.04	294.13
5 Jon Phillipps	M	<input type="checkbox"/>	97.02	98.05	99.06	294.13
6 Jason Henry	A	<input type="checkbox"/>	97.06	99.04	95.04	291.14
7 Isabella Adams	M	<input type="checkbox"/>	97.04	97.03	97.05	291.12
8 Rachel Hackett	A	<input type="checkbox"/>	99.03	96.02	96.03	291.08
9 Malcolm Dodson	A	<input type="checkbox"/>	98.04	97.00	96.04	291.08
10 Michelle Fox	B	<input type="checkbox"/>	96.05	99.03	95.00	290.08
2931.119						

0
4
3
1
0
0
0
8

Open win (5)
Composite Squad win (4)
Junior Squad win (3)
Total team win (1)
BONUS POINTS (Enter Manually)
Open or Composite 200's (1 each)
For every Junior Squad shooting 100 (1 each)
All 100.10's (1 each)

5
0
0
0
0
0
0
5

Total

COMPOSITE SQUAD of Max 12 Points						
Name	Grade	Junior	1x10	1st ten of 20	2nd ten of 20	TOTAL
1 Leonie Clayton	A	<input type="checkbox"/>	100.08	99.05	98.06	297.19
2 Mark Fleming	B	<input type="checkbox"/>	96.04	98.02	97.03	291.09
3 Dan Ewers	B	<input type="checkbox"/>	98.05	96.01	96.03	290.09
4 Andrew Harwood	B	<input type="checkbox"/>	94.02	97.05	95.04	286.11
5 Brendon Sturgeon	C	<input type="checkbox"/>	97.03	92.03	95.03	284.09
1448.057						

COMPOSITE SQUAD of Max 12 Points						
Name	Grade	Junior	1x10	1st ten of 20	2nd ten of 20	TOTAL
1 Glenn Harris	B	<input type="checkbox"/>	98.07	99.05	98.03	295.15
2 Simon Senior	B	<input type="checkbox"/>	99.03	96.02	98.03	293.08
3 Jamie MacKenzie	B	<input type="checkbox"/>	98.04	97.03	93.04	288.11
4 Phillip Robinson	B	<input type="checkbox"/>	95.03	94.03	94.03	283.09
5 David Dick	C	<input type="checkbox"/>	95.02	92.01	94.03	281.06
1440.049						

JUNIOR SQUAD of 3					
Name	Grade	Junior	1st ten	2nd ten	TOTAL
1 Marshall Gibson	B	<input checked="" type="checkbox"/>	99.06	98.04	197.10
2 Milo Unkovich	B	<input checked="" type="checkbox"/>	97.04	97.02	194.06
3 Elliot Percy	B	<input checked="" type="checkbox"/>	94.03	96.03	190.06
581.022					

JUNIOR SQUAD of 3					
Name	Grade	Junior	1st ten	2nd ten	TOTAL
1 Dylan Mathieson	B	<input checked="" type="checkbox"/>	98.07	98.03	196.10
2 Gemma Bishell-Fox	B	<input checked="" type="checkbox"/>	97.06	97.05	194.11
3 Sam Hole	C	<input checked="" type="checkbox"/>	92.03	93.01	185.04
575.025					

Canterbury Snipers 4952.237

Marlborough Suns 4946.193

EMERGENCIES						
Name	Grade	Junior	1x10	1st ten of 20	2nd ten of 20	TOTAL
1 Michael Ling	A	<input checked="" type="checkbox"/>	0.00	95.03	98.05	193.08
2 John Keller	A	<input type="checkbox"/>	98.05	99.07	98.04	295.16
3 Russell Henshaw	A	<input type="checkbox"/>	94.02	96.06	95.02	285.10
4 Barry Till	B	<input type="checkbox"/>	98.04	96.02	96.06	290.12
5 Katrina Lenz	B	<input type="checkbox"/>	93.01	91.02	89.01	273.04
6 Scott Henderson	D	<input type="checkbox"/>	83.01	91.02	88.00	262.03
7 #N/A	#N/A	<input type="checkbox"/>				0.00
8 #N/A	#N/A	<input type="checkbox"/>				0.00
9 #N/A	#N/A	<input type="checkbox"/>				0.00

EMERGENCIES						
Name	Grade	Junior	1x10	1st ten of 20	2nd ten of 20	TOTAL
1 Peter Webster	C	<input type="checkbox"/>				0.00
2 #N/A	#N/A	<input type="checkbox"/>				0.00
3 #N/A	#N/A	<input type="checkbox"/>				0.00
4 #N/A	#N/A	<input type="checkbox"/>				0.00
5 #N/A	#N/A	<input type="checkbox"/>				0.00
6 #N/A	#N/A	<input type="checkbox"/>				0.00
7 #N/A	#N/A	<input type="checkbox"/>				0.00
8 #N/A	#N/A	<input type="checkbox"/>				0.00
9 #N/A	#N/A	<input type="checkbox"/>				0.00





TSNZ NATIONAL DISTRICT CHAMPIONSHIP RESULTS SHEET - 2026

MARCHANT CUP

ROUND 1

23 April 2026

Plainsmen	vs		Nelson Gunz	
Open	2927.134		Open	2907.131
Composite	1433.047		Composite	1433.043
Junior	571.015		Junior	591.035
Total	4931.196		Total	4931.209
Score	9		Score	4
Bonus	0		Bonus	1
	9			5

Hutt Valley Hawks	vs		Taranaki Hardcorians	
Open	2903.123		Open	2897.129
Composite	1423.037		Composite	1440.054
Junior	587.027		Junior	575.017
Total	4913.187		Total	4912.200
Score	9		Score	4
Bonus	2		Bonus	3
	11			7

Hutt Valley Hawks	vs		Southland Centurions	
Open	2903.123		Open	2777.070
Composite	1423.037		Composite	1437.055
Junior	587.027		Junior	568.016
Total	4913.187		Total	4782.141
Score	9		Score	4
Bonus	2		Bonus	0
	11			4

<u>Ladder Results after Round #1</u>	Round 1	Round 2	Round 3	Round 4	Round 5	Total
Hutt Valley Hawks	22					22
Plainsmen	9					9
Taranaki Hardcorians	7					7
Nelson Gunz	5					5
Southland Centurions	4					4

Top Scores	Top 10 in Division 2	Juniors	top is each team
Dave Fake	298.21	Dante Arthur	200.08
Jason Cameron	298.20	Troy Newton	199.11
Duncan Carmichael	298.17	Hugo Smith	198.13
Darren Quigley	296.15	Flyn Russell	198.07
Martin Fleming	296.14	Jack Cleaver	193.08
Robert Dalzell	295.21		
Brittany Turner	295.19		
Cameron Gibbons	295.18		
Wayne Glover	295.17		
Billy Moratti	295.14		

In the first round of the Marchant Cup for NDC 2026, the Hutt Valley Hawks won both of their double header matches, and with the bonus points earned by Juniors Hugo Smith (100.7) and Alex Christie (100.5) top the table with a massive 22 points. The Hawks first match was against Taranaki Hardcorians (a name change from previous seasons), who took the Composite 4 points and added bonus points by Jason Cameron (200.15), and Junior Dante Arthur (100.2 and 100.6) to collect 7 points for the evening.

The Hawks second match was against the Southland Centurions, who also took the Composite 4 points.

In the other match of the evening The Plainsmen took the Open and Composite points to take the match 9:5, with the Nelson Gunz taking the Junior and Total Team win by 13 inners, as well as a bonus point with Troy Newton's Junior 100.7. The Composite teams had a mere 4 inners between them. This was an extremely close match which could have gone either way.

**TSNZ NATIONAL DISTRICT CHAMPIONSHIP
RESULTS SHEET - 23 April 2026**

MARCHANT CUP

ROUND 1

MATCH 4

Plainsmen

Nelson Gunz

Plainsmen

Nelson Gunz

OPEN SQUAD of 10

Name	Grade	Junior	1x10	1st ten of 20	2nd ten of 20	TOTAL
1 Darryn Quigley	M	<input type="checkbox"/>	99.06	98.04	99.05	296.15
2 Martin Fleming	A	<input type="checkbox"/>	98.06	100.04	98.04	296.14
3 Robert Dalzell	A	<input type="checkbox"/>	97.06	99.09	99.06	295.21
4 Karl Ridgen	M	<input type="checkbox"/>	98.06	99.05	98.02	295.13
5 Martin Black	A	<input type="checkbox"/>	99.05	97.05	98.04	294.14
6 John Snowden	A	<input type="checkbox"/>	98.05	96.03	99.04	293.12
7 Regan Dalley	M	<input type="checkbox"/>	98.05	97.06	97.05	292.16
8 Katrina Quigley	A	<input type="checkbox"/>	95.04	100.05	95.00	290.09
9 Keith Brown	A	<input type="checkbox"/>	100.06	95.03	93.01	288.10
10 Andrew Donaldson	A	<input type="checkbox"/>	93.01	97.03	98.06	288.10
2927.134						

OPEN SQUAD of 10

Name	Grade	Junior	1x10	1st ten of 20	2nd ten of 20	TOTAL
1 Cameron Gibbons	M	<input type="checkbox"/>	98.05	100.08	97.05	295.18
2 Wayne Glover	M	<input type="checkbox"/>	99.06	99.06	97.05	295.17
3 Rachel McLaren	M	<input type="checkbox"/>	98.04	99.04	97.07	294.15
4 John Greenhough	A	<input type="checkbox"/>	99.06	98.06	96.02	293.14
5 Mike Biggs	B	<input type="checkbox"/>	94.02	98.04	100.09	292.15
6 Faron Holland	M	<input type="checkbox"/>	98.02	94.02	100.08	292.12
7 Albert Oberholzer	M	<input type="checkbox"/>	98.08	98.05	95.03	291.16
8 Mitchell Moratti	A	<input type="checkbox"/>	96.03	97.04	97.04	290.11
9 Sheryl Guyton	M	<input type="checkbox"/>	90.00	95.01	98.02	283.03
10 Gary Pearson	B	<input type="checkbox"/>	94.04	95.04	93.02	282.10
2907.131						

COMPOSITE SQUAD of Max 12 Points

Name	Grade	Junior	1x10	1st ten of 20	2nd ten of 20	TOTAL
1 John Coe	B	<input type="checkbox"/>	98.02	98.04	96.05	292.11
2 Abby Calder	C	<input type="checkbox"/>	95.02	96.02	98.04	289.08
3 Carl Nordqvist	B	<input type="checkbox"/>	98.07	96.04	94.01	288.12
4 Tim Greer	B	<input type="checkbox"/>	96.05	93.02	98.07	287.14
5 Kelvin Clark	B	<input type="checkbox"/>	93.01	94.01	90.00	277.02
1433.047						

COMPOSITE SQUAD of Max 12 Points

Name	Grade	Junior	1x10	1st ten of 20	2nd ten of 20	TOTAL
1 Jan Newton	B	<input type="checkbox"/>	98.05	93.02	97.04	288.11
2 Kristina Hornell	A	<input type="checkbox"/>	95.03	96.03	97.04	288.10
3 John Mace	B	<input type="checkbox"/>	96.01	94.02	97.02	287.05
4 Alan Gibbs	B	<input type="checkbox"/>	95.03	95.02	96.04	286.09
5 David Baigent	B	<input type="checkbox"/>	94.03	97.05	93.00	284.08
1433.043						

JUNIOR SQUAD of 3

Name	Grade	Junior	1st ten	2nd ten	TOTAL
1 Georgyna Orchard	A	<input checked="" type="checkbox"/>	95.01	98.06	193.07
2 Amelia Reveley-Wall	C	<input checked="" type="checkbox"/>	96.04	95.02	191.06
3 Max Cleaver	C	<input checked="" type="checkbox"/>	91.01	96.01	187.02
571.015					

JUNIOR SQUAD of 3

Name	Grade	Junior	1st ten	2nd ten	TOTAL
1 Troy Newton	B	<input checked="" type="checkbox"/>	100.07	99.04	199.11
2 Meyah Greenhough	M	<input checked="" type="checkbox"/>	99.08	99.09	198.17
3 Zoey Oberholzer	B	<input checked="" type="checkbox"/>	96.03	98.04	194.07
591.035					

Plainsmen 4931.196

Nelson Gunz 4931.209

EMERGENCIES

Name	Grade	Junior	1x10	1st ten of 20	2nd ten of 20	TOTAL
1 #N/A	#N/A	<input type="checkbox"/>				0.00
2 Jack Cleaver	C	<input checked="" type="checkbox"/>	95.03	98.05		193.08
3 Abby Calder	C	<input type="checkbox"/>	95.02	96.02	98.04	289.08
4 Martin Black	A	<input type="checkbox"/>				0.00
5 Brent Frame	A	<input type="checkbox"/>				0.00
6 Greg Menzies	A	<input type="checkbox"/>				0.00
7 Murray Steele	A	<input type="checkbox"/>				0.00
8 Lachlan Storey	C	<input checked="" type="checkbox"/>	92.00	85.02		177.02
9 #N/A	#N/A	<input type="checkbox"/>				0.00

EMERGENCIES

Name	Grade	Junior	1x10	1st ten of 20	2nd ten of 20	TOTAL
1 Barry Fickling	A	<input type="checkbox"/>	94.02	95.02	96.02	285.06
2 Shannon Gourley	B	<input type="checkbox"/>	95.02	95.02	96.04	286.08
3 Holly Gibbons	B	<input type="checkbox"/>	93.03	94.04	91.03	278.10
4 Anna MacKenzie	#N/A	<input type="checkbox"/>	96.02	95.03	99.05	290.10
5 Emilie Hunter	C	<input type="checkbox"/>				0.00
6 Lily Biggs	C	<input checked="" type="checkbox"/>	81.00	92.02		173.02
7 #N/A	#N/A	<input type="checkbox"/>				0.00
8 #N/A	#N/A	<input type="checkbox"/>				0.00
9 #N/A	#N/A	<input type="checkbox"/>				0.00

5
4
0
0
0
0
0
9

Open win (5)	0
Composite Squad win (4)	0
Junior Squad win (3)	3
Total team win (1)	1
<i>BONUS POINTS (Enter Manually)</i>	
Open or Composite 200s (1 each)	0
For every Junior Squad shooting 100 (1 each)	1
All 100.10s (1 each)	0
Total	5



**TSNZ NATIONAL DISTRICT CHAMPIONSHIP
RESULTS SHEET - 23 April 2026**

MARCHANT CUP

ROUND 1

MATCH 5

Hutt Valley Hawks

Taranaki Hardcorians

Hutt Valley Hawks

Taranaki Hardcorians

OPEN SQUAD of 10

Name	Grade	Junior	1x10	1st ten of 20	2nd ten of 20	TOTAL
1 Duncan Carmichael	M	<input type="checkbox"/>	100.08	99.03	99.06	298.17
2 Brittany Turner	M	<input type="checkbox"/>	100.08	97.06	98.05	295.19
3 Shaun Clark	M	<input type="checkbox"/>	97.03	99.04	99.06	295.13
4 Jeanine Clark	M	<input type="checkbox"/>	95.03	99.08	99.04	293.15
5 Wayne Garlick	M	<input type="checkbox"/>	95.03	99.06	98.05	292.14
6 David Belworthy	A	<input type="checkbox"/>	94.00	97.03	98.03	289.06
7 Noah Clark	A	<input type="checkbox"/>	95.03	94.04	98.04	287.11
8 Ross Mason	M	<input type="checkbox"/>	99.04	94.02	94.02	287.08
9 Kevin Turner	A	<input type="checkbox"/>	91.02	97.08	96.04	284.14
10 Ralph Small	M	<input type="checkbox"/>	94.02	95.04	94.00	283.06
2903.123						

OPEN SQUAD of 10

Name	Grade	Junior	1x10	1st ten of 20	2nd ten of 20	TOTAL
1 David Fake	M	<input type="checkbox"/>	100.07	100.09	98.05	298.21
2 Jason Cameron	M	<input type="checkbox"/>	98.05	100.08	100.07	298.20
3 Hayden Andreoli	A	<input type="checkbox"/>	97.04	99.06	97.03	293.13
4 Bruce Cameron	M	<input type="checkbox"/>	98.06	97.06	97.07	292.19
5 Trevor Jupp	M	<input type="checkbox"/>	97.05	98.05	97.02	292.12
6 Kelvin Titter	M	<input type="checkbox"/>	94.00	99.03	98.04	291.07
7 Joe Kuriger	A	<input type="checkbox"/>	98.07	93.02	96.03	287.12
8 Clare Bramley	A	<input type="checkbox"/>	98.06	94.01	93.02	285.09
9 Samuel Gooding	B	<input type="checkbox"/>	97.04	93.02	93.03	283.09
10 Ian Hayton	B	<input type="checkbox"/>	94.01	93.04	91.02	278.07
2897.129						

COMPOSITE SQUAD of Max 12 Points

Name	Grade	Junior	1x10	1st ten of 20	2nd ten of 20	TOTAL
1 John Coughlin	B	<input type="checkbox"/>	96.02	96.04	95.04	287.10
2 Molly Keighley	B	<input checked="" type="checkbox"/>	95.01	97.01	95.01	287.03
3 Paul Sarten	C	<input type="checkbox"/>	94.02	96.03	96.04	286.09
4 Daryl May	A	<input type="checkbox"/>	97.05	95.04	90.00	282.09
5 Andy McGeorge	B	<input type="checkbox"/>	93.02	95.02	93.02	281.06
1423.037						

COMPOSITE SQUAD of Max 12 Points

Name	Grade	Junior	1x10	1st ten of 20	2nd ten of 20	TOTAL
1 Billy Moratti	A	<input type="checkbox"/>	97.05	99.06	99.03	295.14
2 Rob Hine	B	<input type="checkbox"/>	96.05	97.03	96.06	289.14
3 Chloe Ingram	B	<input type="checkbox"/>	98.05	96.05	95.03	289.13
4 Dean Arthur	B	<input type="checkbox"/>	95.03	97.04	94.01	286.08
5 Graham Moratti	B	<input type="checkbox"/>	93.02	94.01	94.02	281.05
1440.054						

JUNIOR SQUAD of 3

Name	Grade	Junior	1st ten	2nd ten	TOTAL
1 Hugo Smith	B	<input checked="" type="checkbox"/>	100.07	98.06	198.13
2 Alex Christie	B	<input checked="" type="checkbox"/>	100.05	96.02	196.07
3 Sophie Moore	B	<input checked="" type="checkbox"/>	96.03	97.04	193.07
587.027					

JUNIOR SQUAD of 3

Name	Grade	Junior	1st ten	2nd ten	TOTAL
1 Dante Arthur	M	<input checked="" type="checkbox"/>	100.02	100.06	200.08
2 Briar Croot	C	<input checked="" type="checkbox"/>	94.01	96.04	190.05
3 Tristen Kuriger	C	<input checked="" type="checkbox"/>	90.01	95.03	185.04
575.017					

Hutt Valley Hawks 4913.187

Taranaki Hardcorians 4912.200

EMERGENCIES

Name	Grade	Junior	1x10	1st ten of 20	2nd ten of 20	TOTAL
1 Finn Darrall	M	<input checked="" type="checkbox"/>	96.05	97.05		193.10
2 Dave Braniff	A	<input type="checkbox"/>	98.05	97.06		195.11
3 Regon Powell	A	<input type="checkbox"/>	96.06	97.06	100.06	293.18
4 Kevin Small	B	<input type="checkbox"/>	95.03	100.04	99.04	294.11
5 Andrew Shakes	A	<input type="checkbox"/>	98.03	98.07	96.04	292.14
6 Avneet Bussan	C	<input checked="" type="checkbox"/>	94.00	96.02		190.02
7 Vesper Lipsham	C	<input checked="" type="checkbox"/>				0.00
8 #N/A	#N/A	<input type="checkbox"/>				0.00
9 #N/A	#N/A	<input type="checkbox"/>				0.00

EMERGENCIES

Name	Grade	Junior	1x10	1st ten of 20	2nd ten of 20	TOTAL
1 Jacob Maddren	B	<input type="checkbox"/>				0.00
2 Bob Bramley	B	<input type="checkbox"/>	96.04	94.03	91.01	281.08
3 #N/A	#N/A	<input type="checkbox"/>				0.00
4 Simon Barkley	B	<input type="checkbox"/>	97.04	94.00	96.01	287.05
5 Carmen Walker	B	<input type="checkbox"/>				0.00
6 Amy Honeyfield	B	<input checked="" type="checkbox"/>				0.00
7 Richard Drummond	D	<input type="checkbox"/>	93.02	92.00		185.02
8 #N/A	#N/A	<input type="checkbox"/>				0.00
9 #N/A	#N/A	<input type="checkbox"/>				0.00

5
0
3
1
0
2
0
11

Open win (5)	0
Composite Squad win (4)	4
Junior Squad win (3)	0
Total team win (1)	0
BONUS POINTS (Enter Manually)	
Open or Composite 200's (1 each)	1
For every Junior Squad shooting 100 (1 each)	2
All 100.10's (1 each)	0
Total	7



**TSNZ NATIONAL DISTRICT CHAMPIONSHIP
RESULTS SHEET - 23 April 2026**

MARCHANT CUP

ROUND 1

MATCH 6

Hutt Valley Hawks

Southland Centurions

Hutt Valley Hawks

Southland Centurions

OPEN SQUAD of 10

Name	Grade	Junior	1x10	1st ten of 20	2nd ten of 20	TOTAL
1 Duncan Carmichael	M	<input type="checkbox"/>	100.08	99.03	99.06	298.17
2 Brittany Turner	M	<input type="checkbox"/>	100.08	97.06	98.05	295.19
3 Shaun Clark	M	<input type="checkbox"/>	97.03	99.04	99.06	295.13
4 Jeanine Clark	M	<input type="checkbox"/>	95.03	99.08	99.04	293.15
5 Wayne Garlick	M	<input type="checkbox"/>	95.03	99.06	98.05	292.14
6 David Belworthy	A	<input type="checkbox"/>	94.00	97.03	98.03	289.06
7 Noah Clark	A	<input type="checkbox"/>	95.03	94.04	98.04	287.11
8 Ross Mason	M	<input type="checkbox"/>	99.04	94.02	94.02	287.08
9 Kevin Turner	A	<input type="checkbox"/>	91.02	97.08	96.04	284.14
10 Ralph Small	M	<input type="checkbox"/>	94.02	95.04	94.00	283.06
2903.123						

OPEN SQUAD of 10

Name	Grade	Junior	1x10	1st ten of 20	2nd ten of 20	TOTAL
1 Bruce Horwood	A	<input type="checkbox"/>	97.04	99.05	95.02	291.11
2 Mark Rule	A	<input type="checkbox"/>	93.02	98.04	99.07	290.13
3 Damian Daly	A	<input type="checkbox"/>	98.04	95.03	97.05	290.12
4 Patrick Colligan	C	<input type="checkbox"/>	92.02	95.03	93.01	280.06
5 Troy Watson	C	<input type="checkbox"/>	94.05	94.04	90.02	278.11
6 Zander Kleinhans	D	<input checked="" type="checkbox"/>	95.02	90.01	93.00	278.03
7 Russel Graham	D	<input type="checkbox"/>	92.02	90.02	94.02	276.06
8 Euan Kennedy	C	<input type="checkbox"/>	92.01	86.00	92.01	270.02
9 William Peddie	D	<input checked="" type="checkbox"/>	91.01	84.01	87.02	262.04
10 Tyler Olive	C	<input checked="" type="checkbox"/>	88.01	87.00	87.01	262.02
2777.070						

5
0
3
1
0
2
0
11

Open win (5)	0
Composite Squad win (4)	4
Junior Squad win (3)	0
Total team win (1)	0
BONUS POINTS (Enter Manually)	
Open or Composite 200s (1 each)	0
For every Junior Squad shooting 100 (1 each)	0
All 100.10s (1 each)	0
Total	4

COMPOSITE SQUAD of 1 Max 12 Points

Name	Grade	Junior	1x10	1st ten of 20	2nd ten of 20	TOTAL
1 Paul Sarten	C	<input type="checkbox"/>	94.02	96.03	96.04	286.09
2 Molly Keighley	B	<input type="checkbox"/>	95.01	97.01	95.01	287.03
3 John Coughlin	B	<input type="checkbox"/>	96.02	96.04	95.04	287.10
4 Daryl May	A	<input type="checkbox"/>	97.05	95.04	90.00	282.09
5 Andy McGeorge	B	<input type="checkbox"/>	93.02	95.02	93.02	281.06
1423.037						

COMPOSITE SQUAD of 5 Max 12 Points

Name	Grade	Junior	1x10	1st ten of 20	2nd ten of 20	TOTAL
1 Emily Irvine	B	<input checked="" type="checkbox"/>	99.04	96.03	97.05	292.12
2 Nicola McKay	M	<input type="checkbox"/>	97.03	98.02	97.02	292.07
3 Mary Goodwin	B	<input type="checkbox"/>	98.06	92.01	96.05	286.12
4 Jessica Scobie	B	<input checked="" type="checkbox"/>	93.03	97.05	94.03	284.11
5 Lindsay Withington	C	<input type="checkbox"/>	94.04	93.02	96.07	283.13
1437.055						

JUNIOR SQUAD of 3

Name	Grade	Junior	1st ten	2nd ten	TOTAL
1 Hugo Smith	B	<input type="checkbox"/>	100.07	98.06	198.13
2 Alex Christie	B	<input type="checkbox"/>	100.05	96.02	196.07
3 Sophie Moore	B	<input type="checkbox"/>	96.03	97.04	193.07
587.027					

JUNIOR SQUAD of 3

Name	Grade	Junior	1st ten	2nd ten	TOTAL
1 Flyn Russell	M	<input checked="" type="checkbox"/>	99.03	99.04	198.07
2 Liam Graham	B	<input checked="" type="checkbox"/>	94.03	97.06	191.09
3 Alyssa McGearty	C	<input checked="" type="checkbox"/>	89.00	90.00	179.00
568.016					

Hutt Valley Hawks 4913.187

Southland Centurions 4782.141

EMERGENCIES

Name	Grade	Junior	1x10	1st ten of 20	2nd ten of 20	TOTAL
1 Finn Darrall	M	<input type="checkbox"/>	96.05	97.05		193.10
2 Dave Braniff	A	<input type="checkbox"/>	98.05	93.02	95.02	286.09
3 Regan Powell	A	<input type="checkbox"/>	96.06	97.06	100.06	293.18
4 Kevin Small	B	<input type="checkbox"/>	95.03	100.04	94.02	289.09
5 Andrew Shakes	A	<input type="checkbox"/>	98.03	98.07	96.04	292.14
6 Avneet Bussan	C	<input type="checkbox"/>	94.00	96.02		190.02
7 Vesper Lipsham	C	<input type="checkbox"/>				0.00
8 #N/A	#N/A	<input type="checkbox"/>				0.00
9 #N/A	#N/A	<input type="checkbox"/>				0.00

EMERGENCIES

Name	Grade	Junior	1x10	1st ten of 20	2nd ten of 20	TOTAL
1 #N/A	#N/A	<input type="checkbox"/>				0.00
2 Bailey McMurdo	D	<input checked="" type="checkbox"/>	86.02	92.03	94.02	272.07
3 Dexter Mead	D	<input checked="" type="checkbox"/>	96.02	89.02		185.04
4 Tegan Kennedy	D	<input checked="" type="checkbox"/>	DNS	DNS		0.00
5 Jack Johnston	D	<input checked="" type="checkbox"/>	81.00	73.01		154.01
6 Mark Kosovich	D	<input type="checkbox"/>	87.02	90.00	93.00	270.02
7 Declan Buchanan	D	<input checked="" type="checkbox"/>	80.00	84.01		164.01
8 Tori Vande Sandt	None	<input checked="" type="checkbox"/>	91.02	91.00		182.02
9 #N/A	#N/A	<input type="checkbox"/>				0.00





TSNZ NATIONAL DISTRICT CHAMPIONSHIP RESULTS SHEET - 2026

HENSHAW CUP

ROUND 1

23 April 2026

The Titans		vs		The Jaffas	
Open	1475.084			Open	1457.069
Composite	872.033			Composite	585.030
Development	395.015			Development	385.010
Total	2742.132			Total	2427.109
Score	13			Score	0
Bonus	2			Bonus	0
	15				0
Wanganui Warriors		vs		Eastern Jedi	
Open	1457.061			Open	1413.043
Composite	851.022			Composite	871.035
Development	386.013			Development	358.004
Total	2694.096			Total	2642.082
Score	9			Score	4
Bonus	0			Bonus	0
	9				4
Blue and Gold		vs		Ellesmere Swans	
Open	1431.044			Open	1421.051
Composite	835.022			Composite	824.016
Development	380.007			Development	377.009
Total	2646.073			Total	2622.076
Score	13			Score	0
Bonus	0			Bonus	0
	13				0

Ladder Results after Round #1	Round 1	Round 2	Round 3	Round 4	Round 5	Total
The Titans	15					15
Blue and Gold	13					13
Wanganui Warriors	9					9
Eastern Jedi	4					4
Jaffas	0					0
Ellesmere Swans	0					0

Top Scores	Top 10 in Division	Development	top is each team
Craig Ireland	298.17	Eliza McKenzie	198.10
Nic Stewart	297.19	Aria Hill	197.07
Nate Woods	297.17	Mitchell Soper	192.05
Nina McKenzie	296.19	Charlotte Dixon	192.03
Mark Clapson	296.17	Abbie McCallum	191.03
Colin Taylor	296.17	Partick McCartie	189.06
Cam Colson	296.11		
Steve McArthur	295.17		
Tony Bayler	295.14		
Juliet Etherington	295.13		

In the first round of the Henshaw Cup for NDC 2026, at the top of the table, starting the season as they finished in 2025, is the Titans with 15 points, which includes bonus points for Junior shooters Nate Woods (100.7) and Eliza McKenzie (100.5). The Titans had a clean sweep over the Jaffas, who were handicapped when one of their team was unable to shoot, and the available emergencies were graded too high to make up the Composite points. In the second match of the night was the Wanganui Warriors vs Eastern Jedi. The Warriors took home the Open and Development points, while the Eastern Jedi took out the Composite points. The third match of the night, Otago's Blue and Gold had a clean sweep over the Ellesmere Swans.

TSNZ NATIONAL DISTRICT CHAMPIONSHIP

RESULTS SHEET - 23 April 2026

ROUND 1

MATCH 7

HENSHAW CUP

The Titans

The Jaffas

The Titans

The Jaffas

OPEN SQUAD of 5						
Name	Grade	Junior	1x10	1st ten of 20	2nd ten of 20	TOTAL
1 Nic Stewart	M	<input type="checkbox"/>	98.05	100.07	99.07	297.19
2 Nate Woods	M	<input checked="" type="checkbox"/>	98.06	100.07	99.04	297.17
3 Steve McArthur	M	<input type="checkbox"/>	100.05	97.06	98.06	295.17
4 Gordon Wright	A	<input type="checkbox"/>	98.06	98.04	98.06	294.16
5 Sandy Stanway	A	<input type="checkbox"/>	98.06	97.05	97.04	292.15
						1475.084

COMPOSITE SQUAD of 3 Max 7 Points						
Name	Grade	Junior	1x10	1st ten of 20	2nd ten of 20	TOTAL
1 Jason Robinson	B	<input type="checkbox"/>	98.06	99.04	96.04	293.14
2 Bryan Hunter	B	<input type="checkbox"/>	98.04	96.04	99.06	293.14
3 Sarah Clifford	B	<input type="checkbox"/>	98.04	94.00	94.01	286.05
						872.033

DEVELOPMENT SQUAD of 2					
Name	Grade	Junior	1st ten	2nd ten	TOTAL
1 Eliza McKenzie	M	<input checked="" type="checkbox"/>	98.05	100.05	198.10
2 Katelyn Wilson	A	<input checked="" type="checkbox"/>	99.03	98.02	197.05
					395.015

The Titans 2742.132

EMERGENCIES						
Name	Grade	Junior	1x10	1st ten of 20	2nd ten of 20	TOTAL
1 Nina McKenzie	M	<input type="checkbox"/>	97.06	100.07	99.06	296.19
2 Sandy Bennett	A	<input type="checkbox"/>	95.01	97.03	95.03	287.07
3 Colin Taylor	A	<input type="checkbox"/>	98.03	99.07	99.07	296.17
4 Garry Ellem	A	<input type="checkbox"/>				0.00
5 Andrew McKenzie	B	<input type="checkbox"/>				0.00
6 Gene Moore	B	<input type="checkbox"/>	90.01	93.02	97.00	280.03
7 TJ Stewart	A	<input type="checkbox"/>	98.05	99.05	93.02	290.12
8 Charlotte Wilson	D	<input checked="" type="checkbox"/>	88.01	90.02		178.03
9 Kevin Hooper	B	<input type="checkbox"/>				0.00

OPEN SQUAD						
Name	Grade	Junior	1x10	1st ten of 20	2nd ten of 20	TOTAL
1 Mark Clapson	M	<input type="checkbox"/>	97.03	99.07	100.07	296.17
2 Sean McCabe	A	<input type="checkbox"/>	98.06	98.04	99.08	295.18
3 Stephen Petterson	M	<input type="checkbox"/>	100.05	99.06	95.01	294.12
4 James Cheeseman	M	<input type="checkbox"/>	95.03	97.06	97.05	289.14
5 Robert Dixon	A	<input type="checkbox"/>	94.03	96.03	93.02	283.08
						1457.069

COMPOSITE SQUAD of 3 Max 7 Points						
Name	Grade	Junior	1x10	1st ten of 20	2nd ten of 20	TOTAL
1 Leon van den Berg	B	<input type="checkbox"/>	96.04	100.04	97.04	293.12
2 Wendy Bramer	A	<input type="checkbox"/>	97.06	97.05	98.07	292.18
3 Matt Milligan	C	<input type="checkbox"/>	0.00	0.00	0.00	0.00
						585.030

DEVELOPMENT SQUAD of 2					
Name	Grade	Junior	1st ten	2nd ten	TOTAL
1 Thomas van den Berg	B	<input type="checkbox"/>	97.01	96.06	193.07
2 Charlotte Dixon	D	<input type="checkbox"/>	97.02	95.01	192.03
					385.010

The Jaffas 2427.109

EMERGENCIES						
Name	Grade	Junior	1x10	1st ten of 20	2nd ten of 20	TOTAL
1 Juliet Etherington	#N/A	<input type="checkbox"/>	97.03	99.05	99.05	295.13
2 James Gray	B	<input type="checkbox"/>	98.04	94.05	92.02	284.11
3	#N/A	<input type="checkbox"/>				0.00
4	#N/A	<input type="checkbox"/>				0.00
5	#N/A	<input type="checkbox"/>				0.00
6	#N/A	<input type="checkbox"/>				0.00
7	#N/A	<input type="checkbox"/>				0.00
8	#N/A	<input type="checkbox"/>				0.00
9	#N/A	<input type="checkbox"/>				0.00

5	Open win (5)	0
4	Composite Squad win (4)	0
3	Junior Squad win (3)	0
1	Total team win (1)	0
0	BONUS POINTS (Enter Manually)	0
2	Open or Composite 200s (1 each)	0
0	For Every C, D and Junior 100	0
	All 100.10's (1 each)	0
15	Total	0



**TSNZ NATIONAL DISTRICT CHAMPIONSHIP
RESULTS SHEET - 23 April 2026
ROUND 1**

MATCH 8

HENSHAW CUP

Wanganui Warriors

Eastern Jedi

Wanganui Warriors

Eastern Jedi

OPEN SQUAD of 5						
Name	Grade	Junior	1x10	1st ten of 20	2nd ten of 20	TOTAL
1 Tony Bayler	M	<input type="checkbox"/>	99.05	98.06	98.03	295.14
2 Raewyne Simpson	B	<input type="checkbox"/>	96.06	100.04	96.02	292.12
3 Gary Cuff	A	<input type="checkbox"/>	97.06	96.03	98.03	291.12
4 Steve Horrell	B	<input type="checkbox"/>	99.05	95.03	96.04	290.12
5 James Jewell	A	<input type="checkbox"/>	93.02	99.04	97.05	289.11
						1457.061

OPEN SQUAD of 5						
Name	Grade	Junior	1x10	1st ten of 20	2nd ten of 20	TOTAL
1 Mike Kershaw	A	<input type="checkbox"/>	98.04	96.03	98.02	292.09
2 John Frehner	B	<input type="checkbox"/>	97.05	98.05	94.03	289.13
3 Harry Emms	B	<input type="checkbox"/>	97.05	93.03	91.03	281.11
4 Aaron Panchaud	B	<input type="checkbox"/>	91.00	92.03	93.00	276.03
5 Hamish McGrigor	C	<input type="checkbox"/>	96.04	88.01	91.02	275.07
						1413.043

COMPOSITE SQUAD of 3 Max 7 Points						
Name	Grade	Junior	1x10	1st ten of 20	2nd ten of 20	TOTAL
1 Paul Turner	B	<input type="checkbox"/>	95.02	96.03	97.03	288.08
2 Ian Mottram	C	<input type="checkbox"/>	95.03	92.01	95.03	282.07
3 Dave Westcott	B	<input type="checkbox"/>	89.01	95.03	97.03	281.07
						851.022

COMPOSITE SQUAD of 3 Max 7 Points						
Name	Grade	Junior	1x10	1st ten of 20	2nd ten of 20	TOTAL
1 Hayden Greenwood	B	<input type="checkbox"/>	100.06	93.01	100.08	293.15
2 Kim Bishell	B	<input type="checkbox"/>	98.05	96.02	97.05	291.12
3 Stephen Lange	B	<input type="checkbox"/>	95.02	94.02	98.04	287.08
						871.035

DEVELOPMENT SQUAD of 2					
Name	Grade	Junior	1st ten	2nd ten	TOTAL
1 Aria Hill	A	<input checked="" type="checkbox"/>	98.04	99.03	197.07
2 Patrick McCartie	C	<input checked="" type="checkbox"/>	94.04	95.02	189.06
					386.013

DEVELOPMENT SQUAD of 2					
Name	Grade	Junior	1st ten	2nd ten	TOTAL
1 Taine Sigvertsen	C	<input checked="" type="checkbox"/>	93.02	93.01	186.03
2 Isabella Douglas	C	<input checked="" type="checkbox"/>	91.01	81.00	172.01
					358.004

Wanganui Warriors 2694.096

Eastern Jedi 2642.082

EMERGENCIES						
Name	Grade	Junior	1x10	1st ten of 20	2nd ten of 20	TOTAL
1 John Goodare	B	<input type="checkbox"/>				0.00
2 Shaun Peat	C	<input type="checkbox"/>	92.01	93.02	93.03	278.06
3 Marshall Munro	D	<input checked="" type="checkbox"/>	91.03	97.03		188.06
4 #N/A	#N/A	<input type="checkbox"/>				0.00
5 #N/A	#N/A	<input type="checkbox"/>				0.00
6 #N/A	#N/A	<input type="checkbox"/>				0.00
7 #N/A	#N/A	<input type="checkbox"/>				0.00
8 #N/A	#N/A	<input type="checkbox"/>				0.00
9 #N/A	#N/A	<input type="checkbox"/>				0.00

EMERGENCIES						
Name	Grade	Junior	1x10	1st ten of 20	2nd ten of 20	TOTAL
1 Geoff Malcolm	C	<input type="checkbox"/>	86.00	92.03	89.01	267.04
2 Gary Trow	B	<input type="checkbox"/>	83.01	91.01	91.01	265.03
3 John Hobson	C	<input type="checkbox"/>	94.03	95.03	96.02	285.08
4 Trent Ashby	D	<input type="checkbox"/>				0.00
5 #N/A	#N/A	<input type="checkbox"/>				0.00
6 #N/A	#N/A	<input type="checkbox"/>				0.00
7 #N/A	#N/A	<input type="checkbox"/>				0.00
8 #N/A	#N/A	<input type="checkbox"/>				0.00
9 #N/A	#N/A	<input type="checkbox"/>				0.00

5	Open win (5)	0
0	Composite Squad win (4)	4
3	Junior Squad win (3)	0
1	Total team win (1)	0
0	BONUS POINTS (Enter Manually)	0
0	Open or Composite 200's (1 each)	0
0	For Every C, D and Junior 100	0
0	All 100.10's (1 each)	0
9	Total	4



